

Luminaire

Code M274600
Name EVERY 80 SQ TS FI LED3000K 2X22° M

Measurum.

Code FTS1602261-A
Name EVERY 80 SQ TS FI LED3000K 2X22° M

Luminaire Flux	993 lm	Luminaire Power	10.0 W	Efficacy	99.300 lm/W	Efficiency	100.00%
Source Flux	993 lm	Maximum value	1164.90 cd/klm	Position	C=0.00 G=0.00	CG	Rotosymmetrical
Rectangular Luminaire		Length	80 mm	Width	80 mm	Height	115 mm
Rectangular Luminous Area		Length	60 mm	Width	60 mm	Height	0 mm
Horizontal Luminous Area		0.003600 m2		Emitting area on Plane 180°	0.000000 m2		
Emitting area on Plane 0°		0.000000 m2		Emitting area on Plane 270°	0.000000 m2		
Emitting area on Plane 90°		0.000000 m2		Glare area at 76°	0.000871 m2		
Coordinate system		CG		Symmetry Type		Rotosymmetrical	
Date		20-05-2024		Maximum Gamma Angle		180	
Measurement Distance		0.00		Measurement Flux		993 lm	

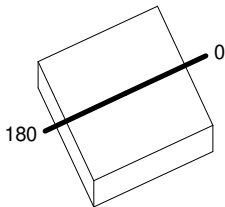
LED Flux=1556lm LED Power=10W Eff=64% EfcLed=156lm/W EfcLum=99lm/W CCT=3000K Ra=90 R9=50 SDCM=3 L70(9k)=50000h

C.I.E. 86 100 100 100 100
F UTE 1.00 A

D DIN 5040
B NBN

A60
BZ 1

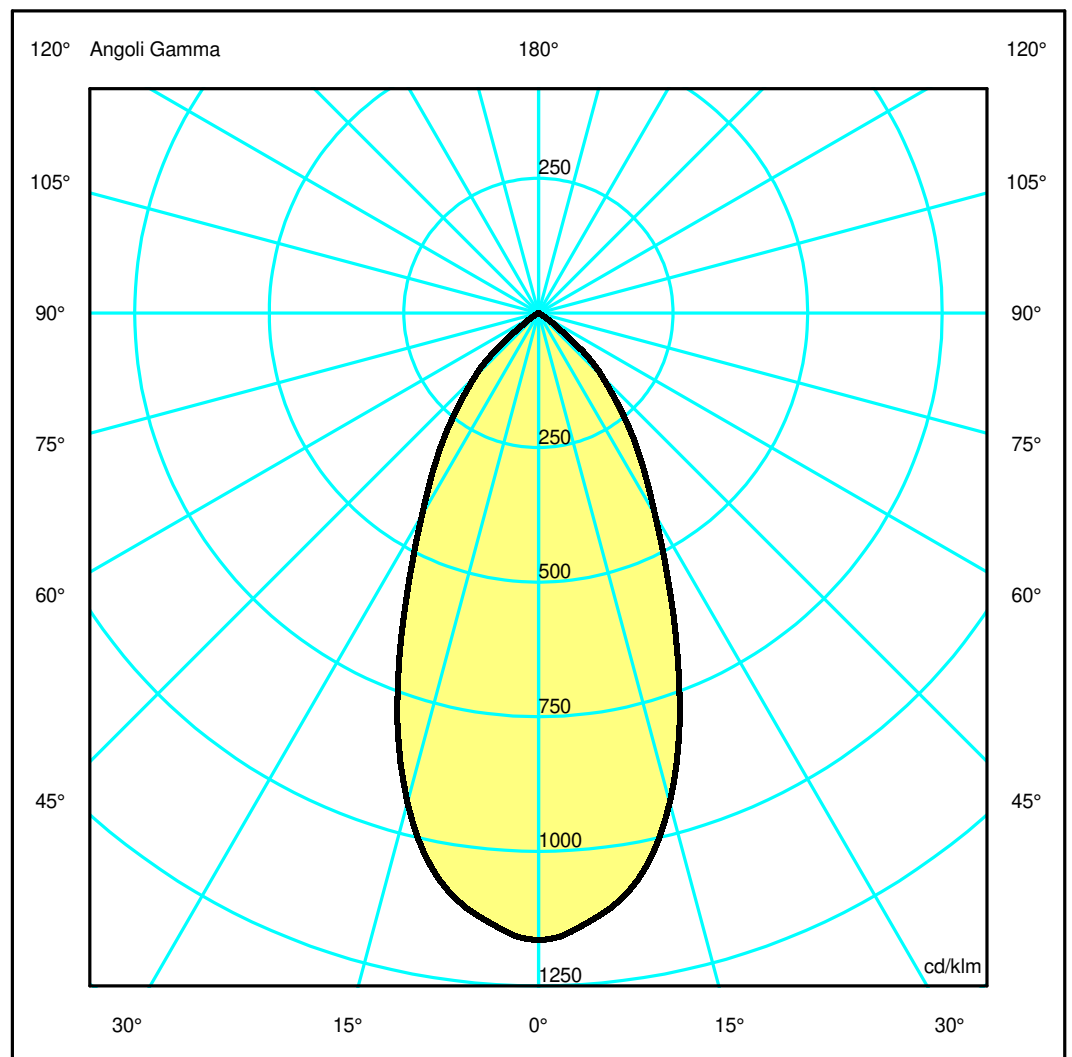
80mm x 80mm



Semipiani C

180.0 ——— 0.0

ULOR 0.00 %
DLOR100.00 %
RN 0.00 %



Luminaire

Code M274600
Name EVERY 80 SQ TS FI LED3000K 2X22° M

Measurerm.

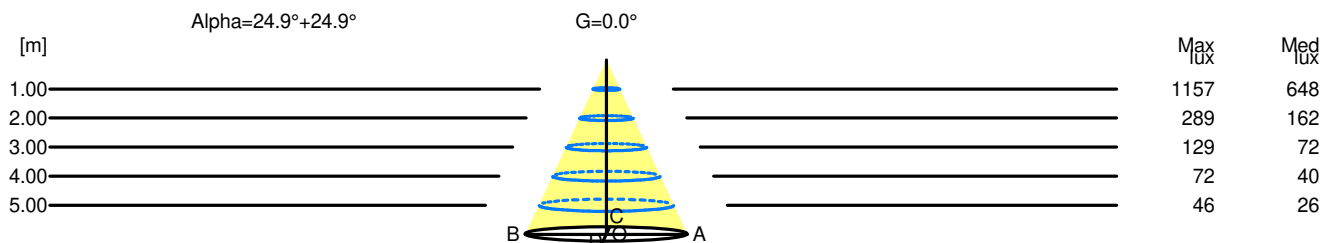
Code FTS1602261-A
Name EVERY 80 SQ TS FI LED3000K 2X22° M

Luminaire Flux	993 lm	Luminaire Power	10.0 W	Efficacy	99.300 lm/W	Efficiency	100.00%
Source Flux	993 lm	Maximum value	1164.90 cd/klm	Position	C=0.00 G=0.00	CG	Rotosymmetrical
Rectangular Luminaire		Length	80 mm	Width	80 mm	Height	115 mm
Rectangular Luminous Area		Length	60 mm	Width	60 mm	Height	0 mm
Horizontal Luminous Area		0.003600 m2		Emitting area on Plane 180°		0.000000 m2	
Emitting area on Plane 0°		0.000000 m2		Emitting area on Plane 270°		0.000000 m2	
Emitting area on Plane 90°		0.000000 m2		Glare area at 76°		0.000871 m2	
Coordinate system		CG		Symmetry Type		Rotosymmetrical	
Date		20-05-2024		Maximum Gamma Angle		180	
Measurement Distance		0.00		Measurement Flux		993 lm	
LED Flux=1556lm LED Power=10W Eff=64% EfcLed=156lm/W EfcLum=99lm/W CCT=3000K Ra=90 R9=50 SDCM=3 L70(9k)=50000h							
C.I.E.	86 100 100 100 100			D DIN 5040	A60		
F UTE	1.00 A			B NBN	BZ 1		

Width at 50.00 % of Max Intensity

H[m]	1.00	2.00	3.00	4.00	5.00	H[m]	1.00	2.00	3.00	4.00	5.00
OA	0.47	0.93	1.40	1.86	2.33	OC	0.47	0.93	1.40	1.86	2.33
OB	0.47	0.93	1.40	1.86	2.33	OD	0.47	0.93	1.40	1.86	2.33

	Luminous Intensities [cd/klm]									
	0	5	15	25	35	45	55	65	75	85
OA	1156.74	1124.21	934.69	576.25	327.52	165.99	27.96	0.64	0.34	0.27
OB	1156.74	1124.21	934.69	576.25	327.52	165.99	27.96	0.64	0.34	0.27
OC	1156.74	1124.21	934.69	576.25	327.52	165.99	27.96	0.64	0.34	0.27
OD	1156.74	1124.21	934.69	576.25	327.52	165.99	27.96	0.64	0.34	0.27



H[m]	D[m]	Max lux	Med lux	Alpha=24.9°+24.9°	G=0.0
1.00	0.93	1157	648		
2.00	1.86	289	162		
3.00	2.79	129	72		
4.00	3.72	72	40		
5.00	4.65	46	26		