

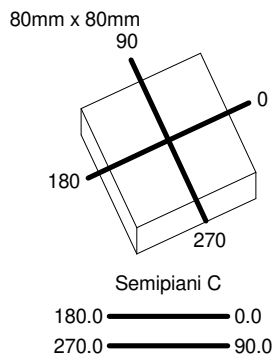
Luminaire

Code M253425_30°
Name EVERYT 80 SQ OR LED 3000K 2X9° B/B_30°

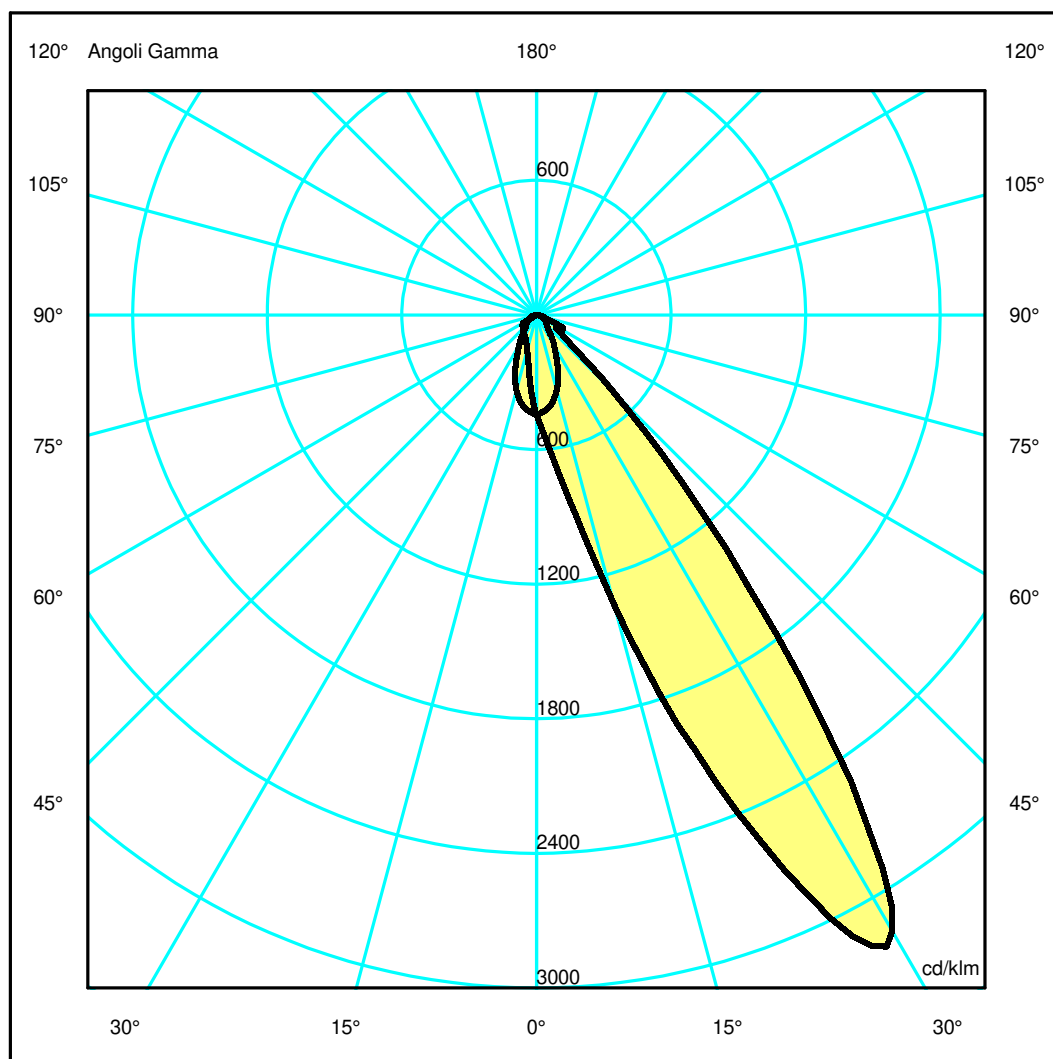
Measurement

Code FTS2400195.
Name EVERYT 80 SQ OR LED 3000K 2X9° B/B_30°

Luminaire Flux	1128 lm	Luminaire Power	10.0 W	Efficacy	112.800 lm/W	Efficiency	100.00%
Source Flux	1128 lm	Maximum value	3219.50 cd/klm	Position	C=0.00 G=29.00	CG	Sym. on planes 0-180
Rectangular Luminaire		Length	80 mm	Width	80 mm	Height	115 mm
Rectangular Luminous Area		Length	60 mm	Width	60 mm	Height	0 mm
Horizontal Luminous Area		0.003600 m2		Emitting area on Plane 180°		0.000000 m2	
Emitting area on Plane 0°		0.000000 m2		Emitting area on Plane 270°		0.000000 m2	
Emitting area on Plane 90°		0.000000 m2		Glare area at 76°		0.000871 m2	
Coordinate system		CG		Symmetry Type		Sym. on planes 0-180	
Date		20-05-2024		Maximum Gamma Angle		180	
Measurement Distance		0.00		Measurement Flux		1128 lm	
LED Flux=1556lm LED Power=10W Eff=72% EfcLed=156lm/W EfcLum=113lm/W CCT=3000K Ra=90 R9=50 SDCM=3 L70(9k)=50000h							
C.I.E.	76 93 99 100 100			D DIN 5040	A60		
F UTE	1.00 B			B NBN	BZ 2		



ULOR 0.43 %
DLOR 99.57 %
RN 0.43 %



Luminaire

Code M253425_30°
Name EVERYT 80 SQ OR LED 3000K 2X9° B/B_30°

Measurment.

Code FTS2400195.
Name EVERYT 80 SQ OR LED 3000K 2X9° B/B_30°

Luminaire Flux	1128 lm	Luminaire Power	10.0 W	Efficacy	112.800 lm/W	Efficiency	100.00%
Source Flux	1128 lm	Maximum value	3219.50 cd/klm	Position	C=0.00 G=29.00	CG	Sym. on planes 0-180
Rectangular Luminaire		Length	80 mm	Width	80 mm	Height	115 mm
Rectangular Luminous Area		Length	60 mm	Width	60 mm	Height	0 mm
Horizontal Luminous Area		0.003600 m2		Emitting area on Plane 180°		0.000000 m2	
Emitting area on Plane 0°		0.000000 m2		Emitting area on Plane 270°		0.000000 m2	
Emitting area on Plane 90°		0.000000 m2		Glare area at 76°		0.000871 m2	
Coordinate system		CG		Symmetry Type		Sym. on planes 0-180	
Date		20-05-2024		Maximum Gamma Angle		180	
Measurement Distance		0.00		Measurement Flux		1128 lm	

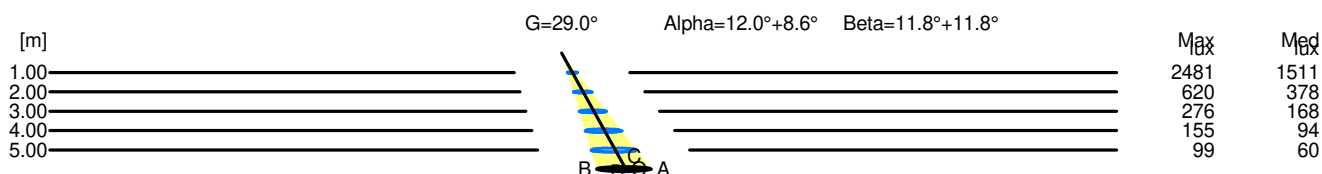
LED Flux=1556lm LED Power=10W Eff=72% EfcLed=156lm/W EfcLum=113lm/W CCT=3000K Ra=90 R9=50 SDCM=3 L70(9k)=50000h

C.I.E.	76 93 99 100 100	D DIN 5040	A60
F UTE	1.00 B	B NBN	BZ 2

Width at 50.00 % of Max Intensity

H[m]	1.00	2.00	3.00	4.00	5.00	H[m]	1.00	2.00	3.00	4.00	5.00
OA	0.22	0.43	0.65	0.87	1.09	OC	0.24	0.48	0.71	0.95	1.19
OB	0.25	0.50	0.75	1.00	1.25	OD	0.24	0.48	0.71	0.95	1.19

	Luminous Intensities [cd/klm]									
	0	5	15	25	35	45	55	65	75	85
OA	502.87	653.65	1505.72	3206.83	2528.36	544.68	137.90	129.29	36.78	13.53
OB	502.87	356.20	181.12	130.06	112.85	98.14	86.48	0.00	0.00	0.00
OC	502.87	482.87	390.42	236.33	128.36	74.53	55.77	37.15	22.94	7.96
OD	502.87	482.87	390.42	236.33	128.36	74.53	55.77	37.15	22.94	7.96



H[m]	D[m]	Max lux	Med lux	Alpha=12.0°+8.6°	G=29.0
1.00	0.47	2481	1511		
2.00	0.93	620	378		
3.00	1.40	276	168		
4.00	1.87	155	94		
5.00	2.33	99	60		

H[m]	D[m]	Max lux	Med lux	Beta=11.8°+11.8°	G=0.0
1.00	0.48	2481	1511		
2.00	0.95	620	378		
3.00	1.43	276	168		
4.00	1.91	155	94		
5.00	2.38	99	60		