

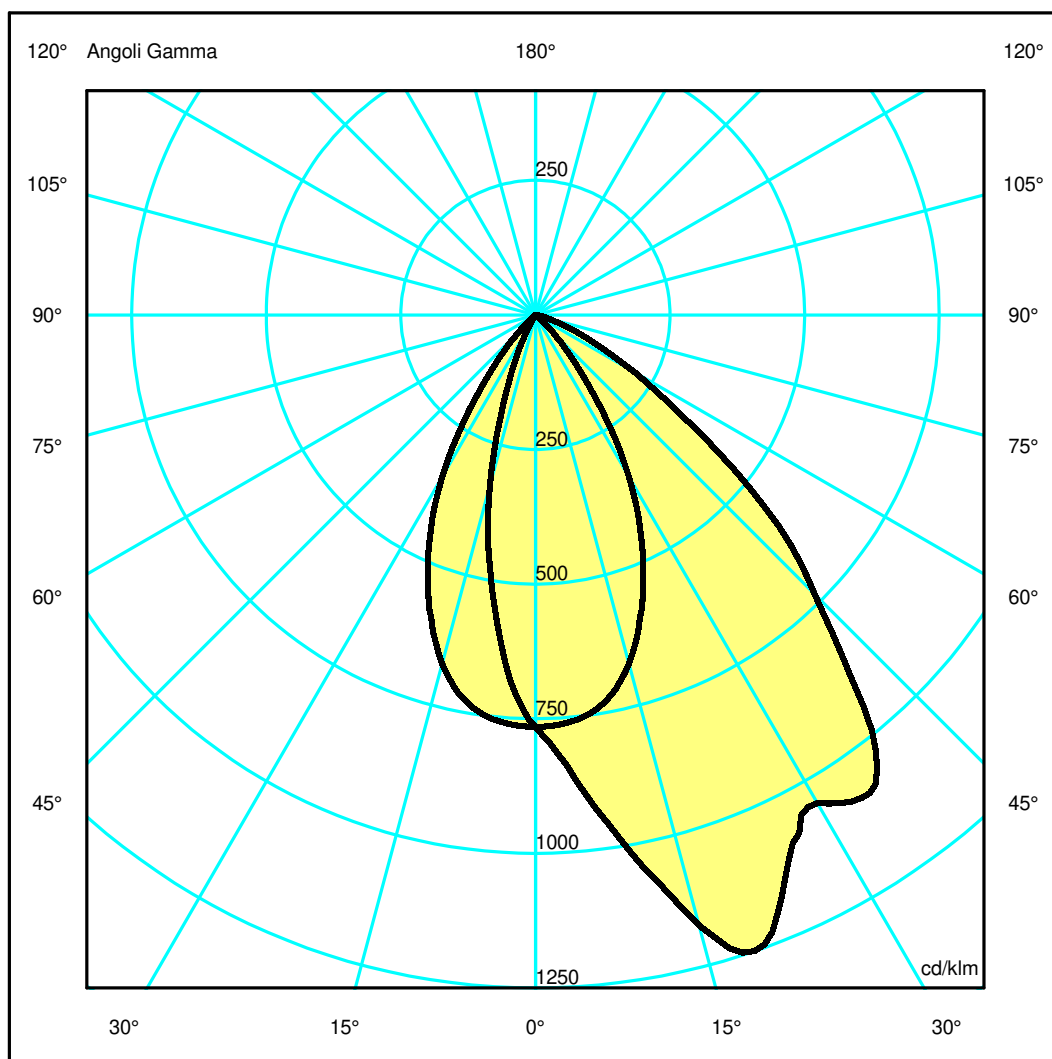
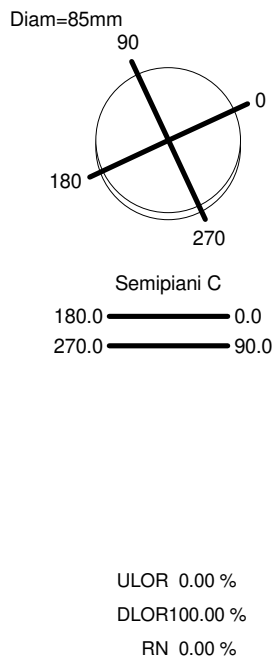
Luminaire

Code M256665_30°
 Name EVERY 105 TD TR OR LED 3000K 2X14°ME/S_30°

Measurement

Code FTS2400232.
 Name EVERY 105 TD TR OR LED 3000K 2X14°ME/S_30°

Luminaire Flux	1006 lm	Luminaire Power	10.0 W	Efficacy	100.600 lm/W	Efficiency	100.00%
Source Flux	1006 lm	Maximum value	1249.11 cd/klm	Position	C=0.00 G=19.00	CG	Sym. on planes 0-180
Round Luminaire		Diam.	85 mm	Height	130 mm		
Round Luminous Area		Diam.	80 mm	Height	0 mm		
Horizontal Luminous Area			0.005027 m2	Emitting area on Plane 180°			0.000000 m2
Emitting area on Plane 0°			0.000000 m2	Emitting area on Plane 270°			0.000000 m2
Emitting area on Plane 90°			0.000000 m2	Glare area at 76°			0.001216 m2
Coordinate system		CG		Symmetry Type		Sym. on planes 0-180	
Date		06-06-2024		Maximum Gamma Angle		180	
Measurement Distance		0.00		Measurement Flux		1006 lm	
LED Flux=1556lm LED Power=10W Eff=65% EfcLed=156lm/W EfcLum=101lm/W CCT=3000K Ra=90 R9=50 SDCM=3 L70(9k)=50000h							
C.I.E.	77 97 100 100 100			D DIN 5040	A60		
F UTE	1.00 B			B NBN	BZ 1		



Luminaire

Code M256665_30°
Name EVERY 105 TD TR OR LED 3000K 2X14°ME/S_30°

Measurerm.

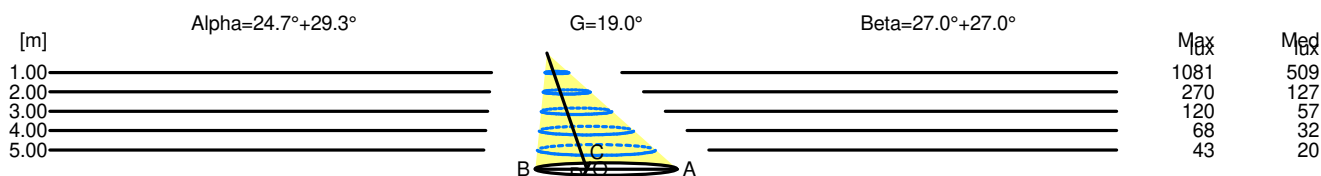
Code FTS2400232.
Name EVERY 105 TD TR OR LED 3000K 2X14°ME/S_30°

Luminaire Flux	1006 lm	Luminaire Power	10.0 W	Efficacy	100.600 lm/W	Efficiency	100.00%
Source Flux	1006 lm	Maximum value	1249.11 cd/klm	Position	C=0.00 G=19.00	CG	Sym. on planes 0-180
Round Luminaire		Diam.	85 mm	Height	130 mm		
Round Luminous Area		Diam.	80 mm	Height	0 mm		
Horizontal Luminous Area		0.005027 m2		Emitting area on Plane 180°		0.000000 m2	
Emitting area on Plane 0°		0.000000 m2		Emitting area on Plane 270°		0.000000 m2	
Emitting area on Plane 90°		0.000000 m2		Glare area at 76°		0.001216 m2	
Coordinate system		CG		Symmetry Type		Sym. on planes 0-180	
Date		06-06-2024		Maximum Gamma Angle		180	
Measurement Distance		0.00		Measurement Flux		1006 lm	
LED Flux=1556lm LED Power=10W Eff=65% EfcLed=156lm/W EfcLum=101lm/W CCT=3000K Ra=90 R9=50 SDCM=3 L70(9k)=50000h							
C.I.E.	77 97 100 100 100			D DIN 5040	A60		
F UTE	1.00 B			B NBN	BZ 1		

Width at 50.00 % of Max Intensity

H[m]	1.00	2.00	3.00	4.00	5.00	H[m]	1.00	2.00	3.00	4.00	5.00
OA	0.78	1.56	2.34	3.12	3.90	OC	0.54	1.08	1.62	2.15	2.69
OB	0.44	0.89	1.33	1.77	2.22	OD	0.54	1.08	1.62	2.15	2.69

	Luminous Intensities [cd/klm]									
	0	5	15	25	35	45	55	65	75	85
OA	769.60	873.51	1180.51	1120.38	1090.09	737.90	351.09	115.02	23.36	2.36
OB	769.60	651.56	331.57	80.29	1.39	0.37	0.24	0.23	0.23	0.25
OC	769.60	762.65	674.03	469.43	214.94	46.03	0.81	0.38	0.31	0.30
OD	769.60	762.65	674.03	469.43	214.94	46.03	0.81	0.38	0.31	0.30



H[m]	D[m]	Max lux	Med lux	Alpha=24.7°+29.3°	G=19.0
1.00	1.22	1081	509		
2.00	2.45	270	127		
3.00	3.67	120	57		
4.00	4.89	68	32		
5.00	6.12	43	20		

H[m]	D[m]	Max lux	Med lux	Beta=27.0°+27.0°	G=0.0
1.00	1.08	1081	509		
2.00	2.15	270	127		
3.00	3.23	120	57		
4.00	4.31	68	32		
5.00	5.39	43	20		