

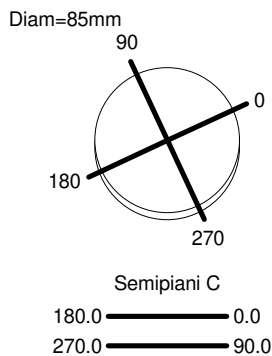
Luminaire

Code M256225_30°
Name EVERY 105 TD TR OR LED 3000K 2X22°NE/B_30°

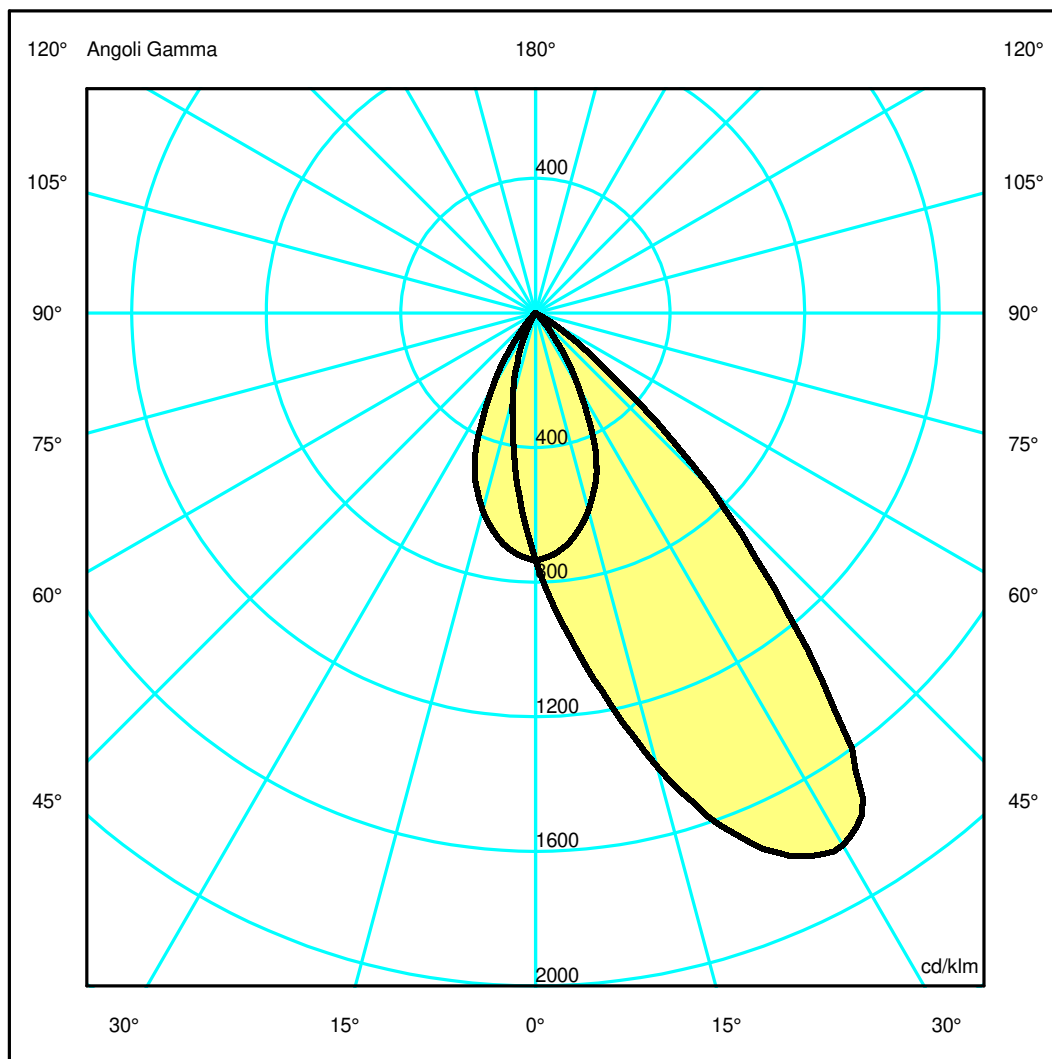
Measurement

Code FTS2400234.
Name EVERY 105 TD TR OR LED 3000K 2X22°NE/B_30°

Luminaire Flux	658 lm	Luminaire Power	10.0 W	Efficacy	65.800 lm/W	Efficiency	100.00%
Source Flux	658 lm	Maximum value	1829.08 cd/klm	Position	C=0.00 G=29.00	CG	Sym. on planes 0-180
Round Luminaire		Diam.	85 mm	Height	130 mm		
Round Luminous Area		Diam.	80 mm	Height	0 mm		
Horizontal Luminous Area			0.005027 m2	Emitting area on Plane 180°			0.000000 m2
Emitting area on Plane 0°			0.000000 m2	Emitting area on Plane 270°			0.000000 m2
Emitting area on Plane 90°			0.000000 m2	Glare area at 76°			0.001216 m2
Coordinate system		CG		Symmetry Type		Sym. on planes 0-180	
Date		06-06-2024		Maximum Gamma Angle		180	
Measurement Distance		0.00		Measurement Flux		658 lm	
LED Flux=1556lm LED Power=10W Eff=42% EfcLed=156lm/W EfcLum=66lm/W CCT=3000K Ra=90 R9=50 SDCM=3 L70(9k)=50000h							
C.I.E.	86	100	100	100	D DIN 5040	A60	
F UTE	1.00	A			B NBN	BZ 1	



ULOR 0.03 %
DLOR 99.97 %
RN 0.03 %



Luminaire

Code M256225_30°
Name EVERY 105 TD TR OR LED 3000K 2X22°NE/B_30°

Measurerm.

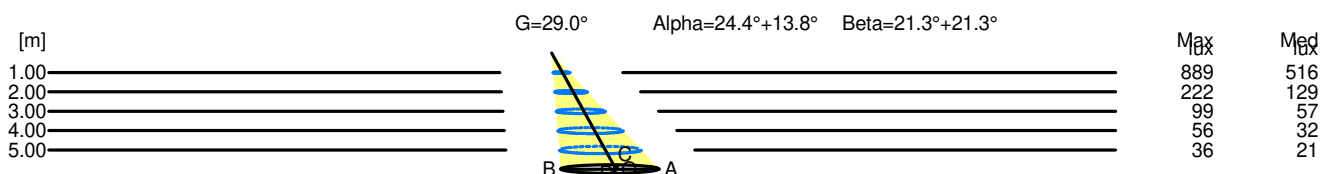
Code FTS2400234.
Name EVERY 105 TD TR OR LED 3000K 2X22°NE/B_30°

Luminaire Flux	658 lm	Luminaire Power	10.0 W	Efficacy	65.800 lm/W	Efficiency	100.00%
Source Flux	658 lm	Maximum value	1829.08 cd/klm	Position	C=0.00 G=29.00	CG	Sym. on planes 0-180
Round Luminaire		Diam.	85 mm	Height	130 mm		
Round Luminous Area		Diam.	80 mm	Height	0 mm		
Horizontal Luminous Area		0.005027 m2		Emitting area on Plane 180°		0.000000 m2	
Emitting area on Plane 0°		0.000000 m2		Emitting area on Plane 270°		0.000000 m2	
Emitting area on Plane 90°		0.000000 m2		Glare area at 76°		0.001216 m2	
Coordinate system		CG		Symmetry Type		Sym. on planes 0-180	
Date		06-06-2024		Maximum Gamma Angle		180	
Measurement Distance		0.00		Measurement Flux		658 lm	
LED Flux=1556lm LED Power=10W Eff=42% EfcLed=156lm/W EfcLum=66lm/W CCT=3000K Ra=90 R9=50 SDCM=3 L70(9k)=50000h							
C.I.E.	86	100	100	100	D DIN 5040	A60	
F UTE	1.00	A			B NBN	BZ 1	

Width at 50.00 % of Max Intensity

H[m]	1.00	2.00	3.00	4.00	5.00	H[m]	1.00	2.00	3.00	4.00	5.00
OA	0.37	0.75	1.12	1.49	1.86	OC	0.45	0.89	1.34	1.78	2.23
OB	0.47	0.95	1.42	1.89	2.37	OD	0.45	0.89	1.34	1.78	2.23

	Luminous Intensities [cd/klm]									
	0	5	15	25	35	45	55	65	75	85
OA	484.38	611.36	917.49	1170.80	1091.73	487.10	93.10	2.21	0.42	0.21
OB	484.38	360.12	171.18	56.55	9.25	3.79	1.99	0.00	0.00	0.00
OC	484.38	470.69	399.51	265.18	91.15	15.50	2.69	0.91	0.43	0.25
OD	484.38	470.69	399.51	265.18	91.15	15.50	2.69	0.91	0.43	0.25



H[m]	D[m]	Max lux	Med lux	Alpha=24.4°+13.8°	G=29.0
1.00	0.85	889	516		
2.00	1.69	222	129		
3.00	2.54	99	57		
4.00	3.38	56	32		
5.00	4.23	36	21		

H[m]	D[m]	Max lux	Med lux	Beta=21.3°+21.3°	G=0.0
1.00	0.89	889	516		
2.00	1.78	222	129		
3.00	2.67	99	57		
4.00	3.56	56	32		
5.00	4.45	36	21		