

Luminaire

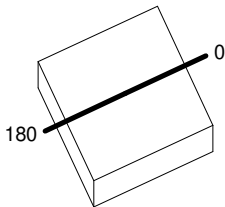
Code M259065
 Name EVERYTHING 105 QUADRATO TRIM ORIENTABILE LED 3000K FLOOD CORNICE SILVER / DEFL. METALLIZZATO

Measurement

Code FTS1602382
 Name EVERYTHING 105 QUADRATO TRIM ORIENTABILE LED 3000K FLOOD CORNICE SILVER / DEFL. METALLIZZATO

Luminaire Flux	704.73 lm	Luminaire Power	13.00 W	Efficacy	54.21 lm/W	Efficiency	100.00%
Sources Flux	704.73 lm	Maximum value	1723.54 cd/klm	Position	C=0.00 G=0.00	CG	Rotosymmetrical
Rectangular Luminaire Round Luminous Area	Length Diam.	105 mm 50 mm	Width Height	105 mm 0 mm	Height	115 mm	
Horizontal Luminous Area Emitting area on Plane 0° Emitting area on Plane 90°	0.001963 m2 0.000000 m2 0.000000 m2	Emitting area on Plane 180° Emitting area on Plane 270° Glare area at 76°	0.000000 m2 0.000000 m2 0.000475 m2				
Coordinate system Date Measurement Distance	CG 06-07-2015 0.00	Symmetry Type Maximum Gamma Angle Measurement Flux	Rotosymmetrical 180 704.73 lm				
LED Flux=1390lm LED Power=13W Eff=50,7% EfcLed=107lm/W EfcLum=54lm/W Ra=90 SDCM=3 L70(6K)=50000h							
C.I.E. F UTE	95 100 100 100 100 1.00 A	D DIN 5040 B NBN	A60 BZ 1				

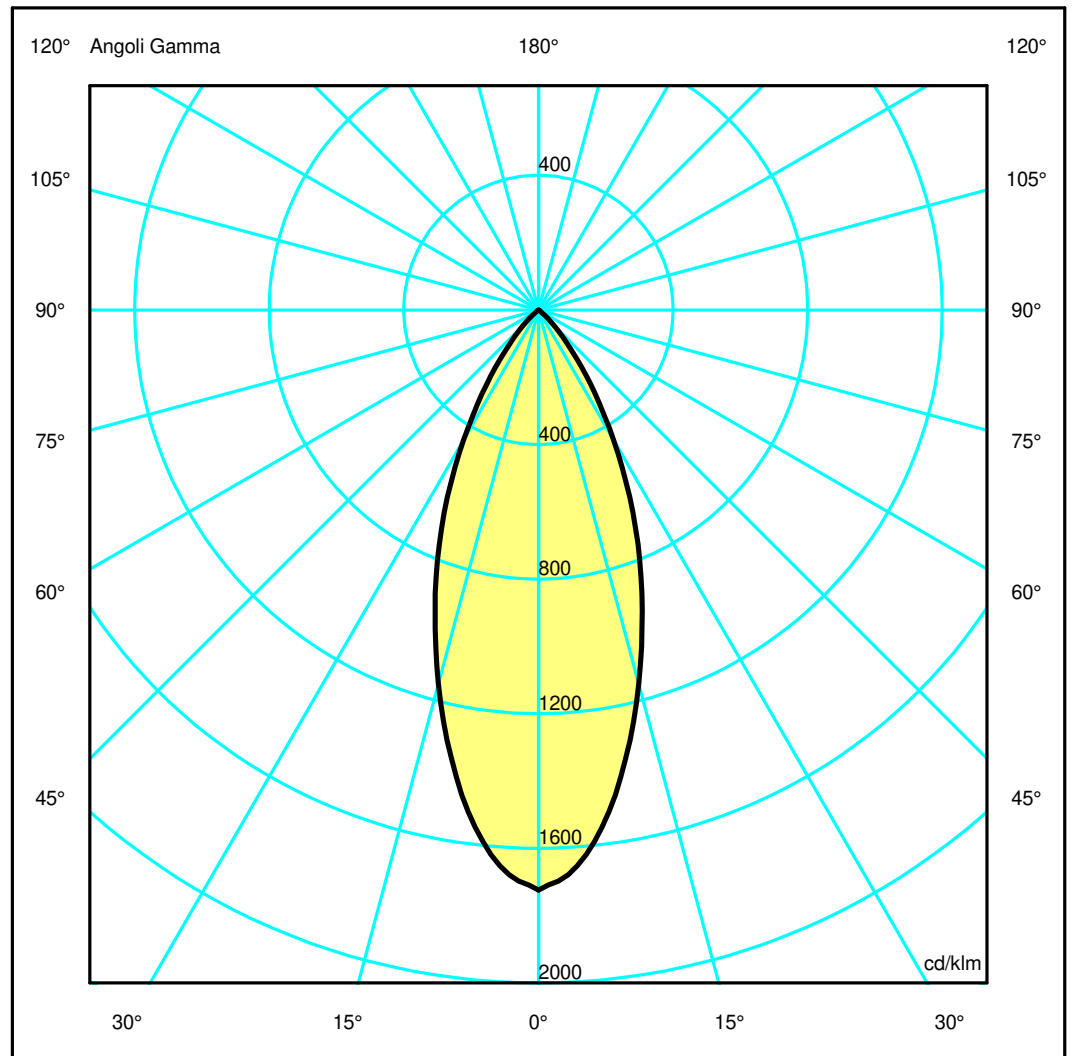
105mm x 105mm



Semipiani C

180.0 ——— 0.0

ULOR 0.00 %
 DLOR 100.00 %
 RN 0.00 %



Luminaire

Code M259065
 Name EVERYTHING 105 QUADRATO TRIM ORIENTABILE LED 3000K FLOOD CORNICE SILVER / DEFL. METALLIZZATO

Measurement

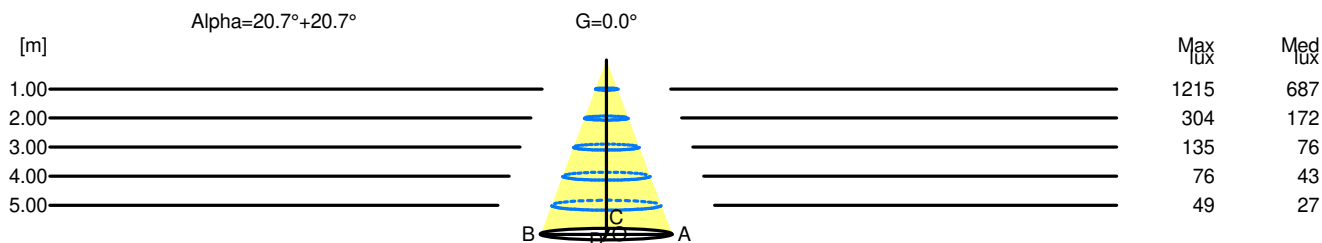
Code FTS1602382
 Name EVERYTHING 105 QUADRATO TRIM ORIENTABILE LED 3000K FLOOD CORNICE SILVER / DEFL. METALLIZZATO

Luminaire Flux	704.73 lm	Luminaire Power	13.00 W	Efficacy	54.21 lm/W	Efficiency	100.00%
Sources Flux	704.73 lm	Maximum value	1723.54 cd/klm	Position	C=0.00 G=0.00	CG	Rotosymmetrical
Rectangular Luminaire Round Luminous Area		Length Diam.	105 mm 50 mm	Width Height	105 mm 0 mm	Height	115 mm
Horizontal Luminous Area Emitting area on Plane 0° Emitting area on Plane 90°		0.001963 m2 0.000000 m2 0.000000 m2		Emitting area on Plane 180° Emitting area on Plane 270° Glare area at 76°		0.000000 m2 0.000000 m2 0.000475 m2	
Coordinate system Date Measurement Distance		CG 06-07-2015 0.00		Symmetry Type Maximum Gamma Angle Measurement Flux		Rotosymmetrical 180 704.73 lm	
LED Flux=1390lm LED Power=13W Eff=50,7% EfcLed=107lm/W EfcLum=54lm/W Ra=90 SDCM=3 L70(6K)=50000h							
C.I.E. F UTE	95 100 100 100 100 1.00 A			D DIN 5040 B NBN	A60 BZ 1		

Width at 50.00 % of Max Intensity

H[m]	1.00	2.00	3.00	4.00	5.00	H[m]	1.00	2.00	3.00	4.00	5.00
OA	0.38	0.76	1.14	1.51	1.89	OC	0.38	0.76	1.14	1.51	1.89
OB	0.38	0.76	1.14	1.51	1.89	OD	0.38	0.76	1.14	1.51	1.89

	Luminous Intensities [cd/klm]									
	0	5	15	25	35	45	55	65	75	85
OA	1214.63	1144.53	810.51	468.13	189.91	46.80	2.53	0.52	0.35	0.26
OB	1214.63	1144.53	810.51	468.13	189.91	46.80	2.53	0.52	0.35	0.26
OC	1214.63	1144.53	810.51	468.13	189.91	46.80	2.53	0.52	0.35	0.26
OD	1214.63	1144.53	810.51	468.13	189.91	46.80	2.53	0.52	0.35	0.26



H[m]	D[m]	Max lux	Med lux	Alpha=20.7°+20.7°	G=0.0
1.00	0.76	1215	687		
2.00	1.51	304	172		
3.00	2.27	135	76		
4.00	3.03	76	43		
5.00	3.79	49	27		