

Luminaire

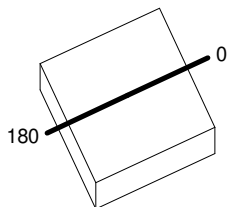
Code M258625
 Name EVERYTHING 105 QUADRATO TRIM ORIENTABILE LED 3000K WIDE FLOOD CORNICE BIANCO / DEFL. NERO

Measurement

Code FTS1602406
 Name EVERYTHING 105 QUADRATO TRIM ORIENTABILE LED 3000K WIDE FLOOD CORNICE BIANCO / DEFL. NERO

Luminaire Flux	739.48 lm	Luminaire Power	13.00 W	Efficacy	56.88 lm/W	Efficiency	100.00%
Sources Flux	739.48 lm	Maximum value	1489.36 cd/klm	Position	C=0.00 G=1.00	CG	Rotosymmetrical
Rectangular Luminaire Round Luminous Area	Length Diam.	105 mm 50 mm	Width Height	105 mm 0 mm	Height	115 mm	
Horizontal Luminous Area Emitting area on Plane 0° Emitting area on Plane 90°	0.001963 m2 0.000000 m2 0.000000 m2	Emitting area on Plane 180° Emitting area on Plane 270° Glare area at 76°	0.000000 m2 0.000000 m2 0.000475 m2				
Coordinate system Date Measurement Distance	CG 06-07-2015 0.00	Symmetry Type Maximum Gamma Angle Measurement Flux	Rotosymmetrical 180 739.48 lm				
LED Flux=1390lm LED Power=13W Eff=53,2% EfcLed=107lm/W EfcLum=57lm/W Ra=90 SDCM=3 L70(6K)=50000h							
C.I.E. F UTE	96 100 100 100 100 1.00 A	D DIN 5040 B NBN	A60 BZ 1				

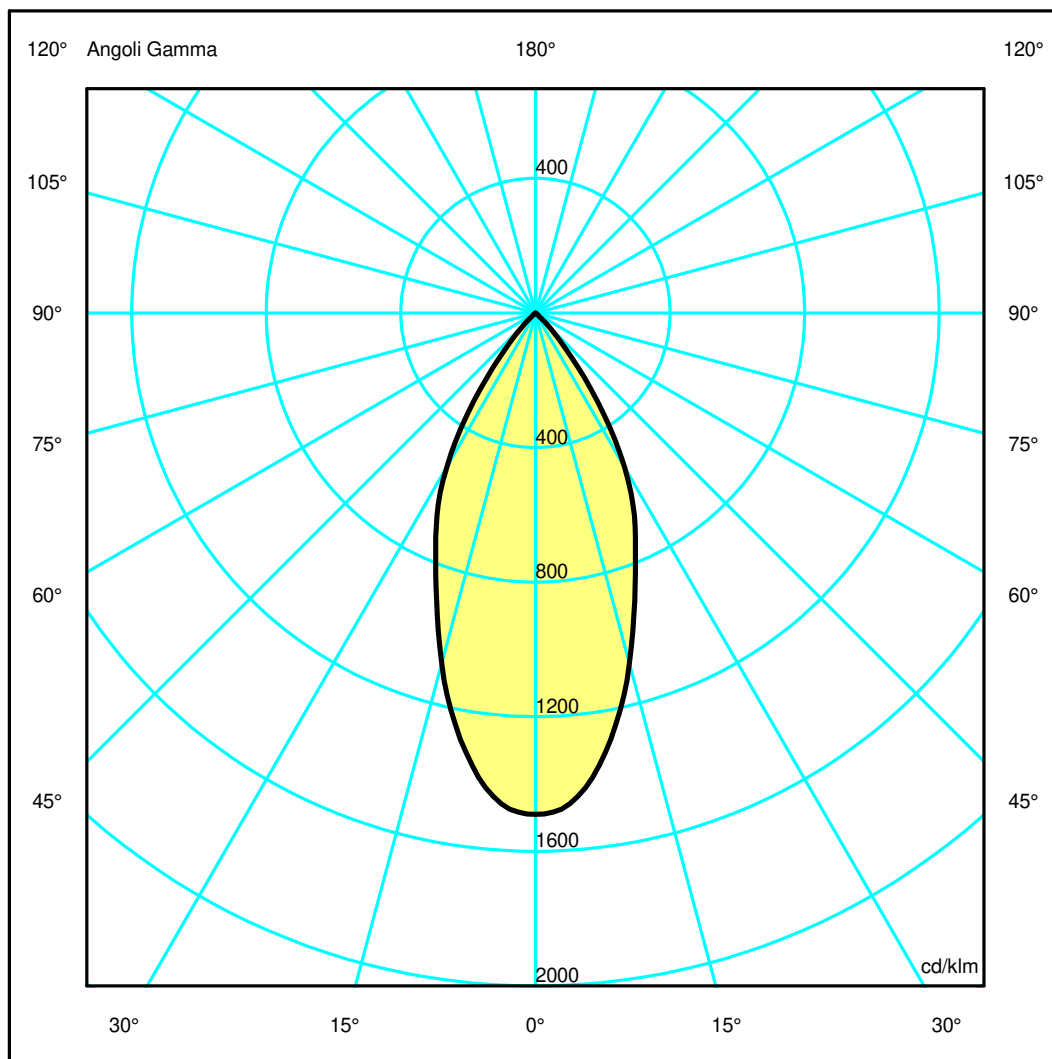
105mm x 105mm



Semipiani C

180.0 ——— 0.0

ULOR 0.00 %
 DLOR100.00 %
 RN 0.00 %



Luminaire

Code M258625
 Name EVERYTHING 105 QUADRATO TRIM ORIENTABILE LED 3000K WIDE FLOOD CORNICE BIANCO / DEFL. NERO

Measurement

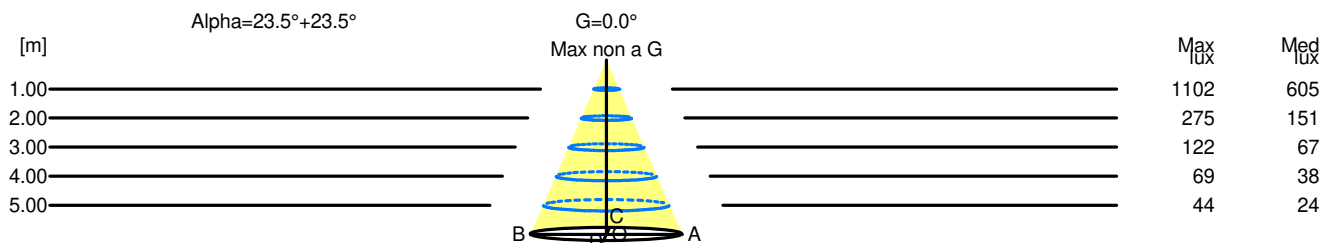
Code FTS1602406
 Name EVERYTHING 105 QUADRATO TRIM ORIENTABILE LED 3000K WIDE FLOOD CORNICE BIANCO / DEFL. NERO

Luminaire Flux	739.48 lm	Luminaire Power	13.00 W	Efficacy	56.88 lm/W	Efficiency	100.00%
Sources Flux	739.48 lm	Maximum value	1489.36 cd/klm	Position	C=0.00 G=1.00	CG	Rotosymmetrical
Rectangular Luminaire Round Luminous Area	Length Diam.	105 mm 50 mm	Width Height	105 mm 0 mm	Height	115 mm	
Horizontal Luminous Area Emitting area on Plane 0° Emitting area on Plane 90°	0.001963 m2 0.000000 m2 0.000000 m2	Emitting area on Plane 180° Emitting area on Plane 270° Glare area at 76°	0.000000 m2 0.000000 m2 0.000475 m2				
Coordinate system Date Measurement Distance	CG 06-07-2015 0.00	Symmetry Type Maximum Gamma Angle Measurement Flux	Rotosymmetrical 180 739.48 lm				
LED Flux=1390lm LED Power=13W Eff=53,2% EfcLed=107lm/W EfcLum=57lm/W Ra=90 SDCM=3 L70(6K)=50000h							
C.I.E. F UTE	96 100 100 100 100 1.00 A	D DIN 5040 B NBN	A60 BZ 1				

Width at 50.00 % of Max Intensity

H[m]	1.00	2.00	3.00	4.00	5.00	H[m]	1.00	2.00	3.00	4.00	5.00
OA	0.43	0.87	1.30	1.74	2.17	OC	0.43	0.87	1.30	1.74	2.17
OB	0.43	0.87	1.30	1.74	2.17	OD	0.43	0.87	1.30	1.74	2.17

	Luminous Intensities [cd/klm]									
	0	5	15	25	35	45	55	65	75	85
OA	1101.28	1066.44	797.32	516.94	237.52	36.61	2.30	0.97	0.61	0.34
OB	1101.28	1066.44	797.32	516.94	237.52	36.61	2.30	0.97	0.61	0.34
OC	1101.28	1066.44	797.32	516.94	237.52	36.61	2.30	0.97	0.61	0.34
OD	1101.28	1066.44	797.32	516.94	237.52	36.61	2.30	0.97	0.61	0.34



H[m]	D[m]	Max lux	Med lux	Alpha=23.5°+23.5°	G=0.0 Max non a G
1.00	0.87	1102	605		
2.00	1.74	275	151		
3.00	2.61	122	67		
4.00	3.48	69	38		
5.00	4.35	44	24		