

## Luminaire

Code NL1907460Y006  
 Name Parabola 100 Adjustable 60° finitura bianca 2700K

## Measurem.

Code FTS1601910  
 Name Parabola 100 Adjustable 60° finitura bianca 2700K

Luminaire Flux	1466.75 lm	Luminaire Power	17.00 W	Efficacy	86.28 lm/W	Efficiency	100.00%
Lamps Flux	1466.75 lm	Maximum value	800.37 cd/klm	Position	C=0.00 G=0.00	CG	Rotosymmetrical
Round Luminaire Round Luminous Area	Diam. 100 mm Diam. 75 mm	Height	100 mm	Height	100 mm 0 mm		
Horizontal Luminous Area Emitting area on Plane 0° Emitting area on Plane 90°	0.004418 m2 0.000000 m2 0.000000 m2	Emitting area on Plane 180° Emitting area on Plane 270° Glare area at 76°			0.000000 m2 0.000000 m2 0.001069 m2		
Coordinate system Date Measurement Distance	CG 12-12-2014 0.00	Symmetry Type Maximum Gamma Angle Measurement Flux			Rotosymmetrical 90 1466.75 lm		

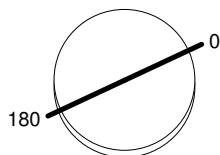
LED Flux=2012lm LED Power=17W Eff=72,9% EfcLed=118lm/W EfcLum=86lm/W Ra=90 SDCM=3 L70(6K)=60000h

C.I.E. 75 94 99 100 100  
 F UTE 1.00 B

D DIN 5040  
 B NBN

A60  
 BZ 1 / 4 / BZ 2

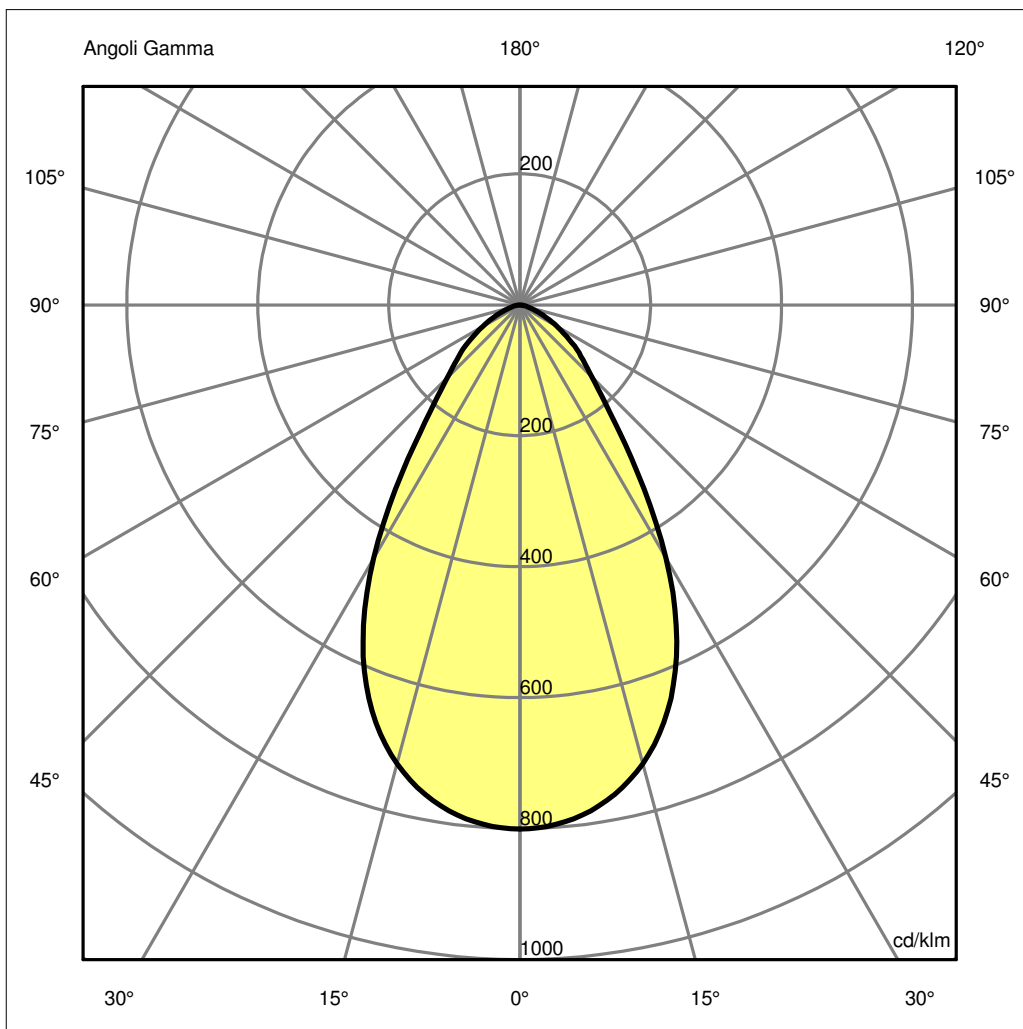
Diam=100mm



Semipiani C

180.0 ——— 0.0

ULOR 0.00 %  
 DLOR 100.00 %  
 RN 0.00 %



## Luminaire

Code NL1907460Y006  
Name Parabola 100 Adjustable 60° finitura bianca 2700K

## Measurement

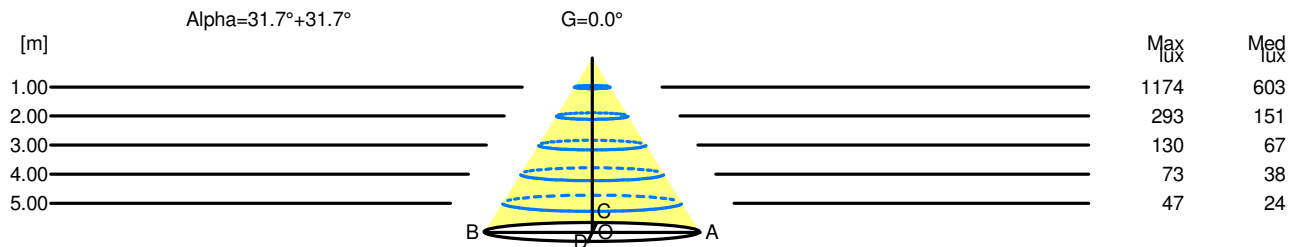
Code FTS1601910  
Name Parabola 100 Adjustable 60° finitura bianca 2700K

Luminaire Flux	1466.75 lm	Luminaire Power	17.00 W	Efficacy	86.28 lm/W	Efficiency	100.00%
Lamps Flux	1466.75 lm	Maximum value	800.37 cd/klm	Position	C=0.00 G=0.00	CG	Rotosymmetrical
Round Luminaire		Diam.	100 mm	Height	100 mm		
Round Luminous Area		Diam.	75 mm	Height	0 mm		
Horizontal Luminous Area	0.004418 m2			Emitting area on Plane 180°		0.000000 m2	
Emitting area on Plane 0°	0.000000 m2			Emitting area on Plane 270°		0.000000 m2	
Emitting area on Plane 90°	0.000000 m2			Glare area at 76°		0.001069 m2	
Coordinate system	CG			Symmetry Type		Rotosymmetrical	
Date	12-12-2014			Maximum Gamma Angle		90	
Measurement Distance	0.00			Measurement Flux		1466.75 lm	
LED Flux=2012lm LED Power=17W Eff=72,9% EfcLed=118lm/W EfcLum=86lm/W Ra=90 SDCM=3 L70(6K)=60000h							
C.I.E.	75 94 99 100 100			D DIN 5040	A60		
F UTE	1.00 B			B NBN	BZ 1 / 4 / BZ 2		

### Width at 50.00 % of Max Intensity

H[m]	1.00	2.00	3.00	4.00	5.00	H[m]	1.00	2.00	3.00	4.00	5.00
OA	0.62	1.24	1.86	2.47	3.09	OC	0.62	1.24	1.86	2.47	3.09
OB	0.62	1.24	1.86	2.47	3.09	OD	0.62	1.24	1.86	2.47	3.09

	Luminous Intensities [ cd/klm]									
	0	5	15	25	35	45	55	65	75	85
OA	1173.94	1162.38	1063.87	831.56	460.92	228.86	134.62	63.13	20.82	4.14
OB	1173.94	1162.38	1063.87	831.56	460.92	228.86	134.62	63.13	20.82	4.14
OC	1173.94	1162.38	1063.87	831.56	460.92	228.86	134.62	63.13	20.82	4.14
OD	1173.94	1162.38	1063.87	831.56	460.92	228.86	134.62	63.13	20.82	4.14



H[m]	D[m]	Max lux	Med lux	Alpha=31.7°+31.7°	G=0.0
1.00	1.24	1174	603		
2.00	2.47	293	151		
3.00	3.71	130	67		
4.00	4.95	73	38		
5.00	6.18	47	24		

**Luminaire**

Code NL1907460Y006  
 Name Parabola 100 Adjustable 60° finitura bianca 2700K

**Measurement**

Code FTS1601910  
 Name Parabola 100 Adjustable 60° finitura bianca 2700K

Luminaire Flux	1466.75 lm	Luminaire Power	17.00 W	Efficacy	86.28 lm/W	Efficiency	100.00%
Lamps Flux	1466.75 lm	Maximum value	800.37 cd/klm	Position	C=0.00 G=0.00	CG	Rotosymmetrical

**UGR**  
 S = 0.250

Reflectancies										
Ceiling/Cavity	0.7	0.7	0.5	0.5	0.3	0.7	0.7	0.5	0.5	0.3
Walls	0.5	0.3	0.5	0.3	0.3	0.5	0.3	0.5	0.3	0.3
WorkingPlane	0.2	0.2	0.2	0.2	0.2	0.2	0.2	0.2	0.2	0.2
RoomDimensions	ViewedCrosswise					ViewedEndwise				
x=2H y=2H	24.6	25.5	24.9	25.7	26.0	24.6	25.5	24.9	25.7	26.0
x=2H y=3H	25.1	25.9	25.4	26.2	26.4	25.1	25.9	25.4	26.2	26.4
x=2H y=4H	25.2	26.0	25.5	26.3	26.5	25.2	26.0	25.5	26.3	26.5
x=2H y=6H	25.2	26.0	25.6	26.2	26.5	25.2	26.0	25.6	26.2	26.5
x=2H y=8H	25.2	25.9	25.6	26.2	26.5	25.2	25.9	25.6	26.2	26.5
x=2H y=12H	25.2	25.9	25.6	26.2	26.5	25.2	25.9	25.6	26.2	26.5
x=4H y=2H	24.9	25.7	25.2	26.0	26.2	24.9	25.7	25.2	26.0	26.2
x=4H y=3H	25.5	26.2	25.9	26.5	26.8	25.5	26.2	25.9	26.5	26.8
x=4H y=4H	25.7	26.3	26.1	26.6	27.0	25.7	26.3	26.1	26.6	27.0
x=4H y=6H	25.7	26.2	26.1	26.6	27.0	25.7	26.2	26.1	26.6	27.0
x=4H y=8H	25.8	26.2	26.2	26.6	27.0	25.8	26.2	26.2	26.6	27.0
x=4H y=12H	25.8	26.2	26.2	26.6	27.0	25.8	26.2	26.2	26.6	27.0
x=8H y=4H	25.7	26.2	26.1	26.5	27.0	25.7	26.2	26.1	26.5	27.0
x=8H y=6H	25.8	26.2	26.3	26.6	27.0	25.8	26.2	26.3	26.6	27.0
x=8H y=8H	25.8	26.1	26.3	26.6	27.1	25.8	26.1	26.3	26.6	27.1
x=8H y=12H	25.8	26.1	26.3	26.6	27.1	25.8	26.1	26.3	26.6	27.1
x=12H y=4H	25.7	26.1	26.1	26.5	26.9	25.7	26.1	26.1	26.5	26.9
x=12H y=6H	25.8	26.1	26.3	26.5	27.0	25.8	26.1	26.3	26.5	27.0
x=12H y=8H	25.8	26.1	26.3	26.5	27.0	25.8	26.1	26.3	26.5	27.0