

Luminaire

Code M3101N21
Name Eggboard matrix 1600x800 DIRETTA + INDIRETTA 4000K bianco

Measurement

Code FTS1601241-D
Name Eggboard matrix 1600x800 DIRETTA + INDIRETTA 4000K bianco

Luminaire Flux	8082 lm	Luminaire Power	89.0 W	Efficacy	90.810 lm/W	Efficiency	100.00%
Source Flux	8082 lm	Maximum value	371.08 cd/klm	Position	C=45.00 G=19.00	CG	Double Symmetrical
Rectangular Luminaire		Length	1600 mm	Width	800 mm	Height	56 mm
Rectangular Luminous Area		Length	540 mm	Width	270 mm	Height	0 mm
Horizontal Luminous Area		0.145800 m ²		Emitting area on Plane 180°		0.000000 m ²	
Emitting area on Plane 0°		0.000000 m ²		Emitting area on Plane 270°		0.000000 m ²	
Emitting area on Plane 90°		0.000000 m ²		Glare area at 76°		0.035272 m ²	
Coordinate system		CG		Symmetry Type		Double Symmetrical	
Date		06-09-2021		Maximum Gamma Angle		180	
Measurement Distance		0.00		Measurement Flux		8082 lm	

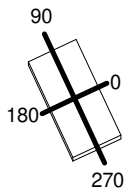
LED Flux=10852lm LED Power=73W Eff=74% EfcLed=149lm/W EfcLum=91lm/W CCT=4000K Ra=90 R9=50 SDCM=3 L70(6K)=60000h

C.I.E. 94 100 100 36 100
F UTE 0.36 A + 0.64 T

D DIN 5040
B NBN

D62
BZ 1

1600mm x 800mm



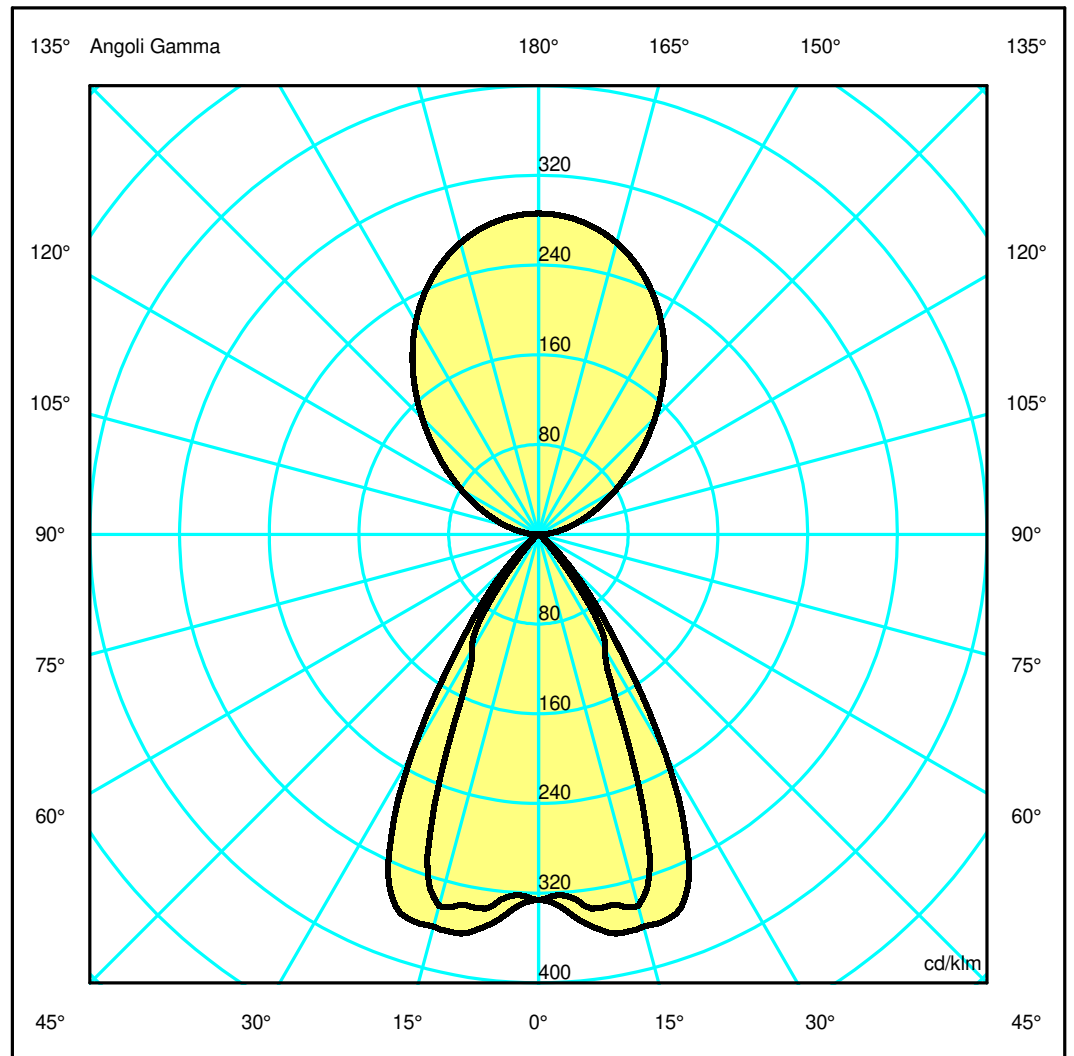
Semipiani C

180.0 ——— 0.0
270.0 ——— 90.0

ULOR 64.21 %

DLOR 35.79 %

RN 64.21 %



Luminaire

Code M3101N21
Name Eggboard matrix 1600x800 DIRETTA + INDIRETTA 4000K bianco

Measurement

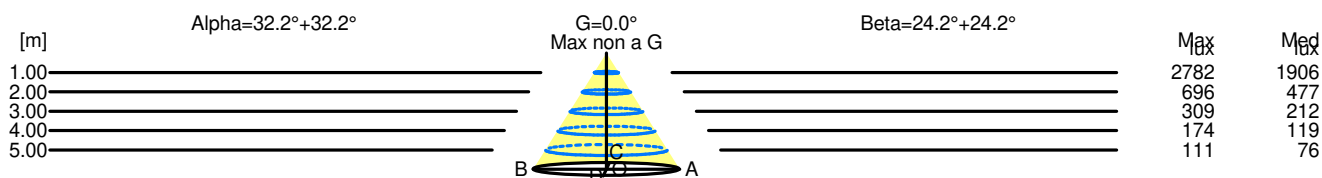
Code FTS1601241-D
Name Eggboard matrix 1600x800 DIRETTA + INDIRETTA 4000K bianco

Luminaire Flux	8082 lm	Luminaire Power	89.0 W	Efficacy	90.810 lm/W	Efficiency	100.00%
Source Flux	8082 lm	Maximum value	371.08 cd/klm	Position	C=45.00 G=19.00	CG	Double Symmetrical
Rectangular Luminaire		Length	1600 mm	Width	800 mm	Height	56 mm
Rectangular Luminous Area		Length	540 mm	Width	270 mm	Height	0 mm
Horizontal Luminous Area		0.145800 m2		Emitting area on Plane 180°		0.000000 m2	
Emitting area on Plane 0°		0.000000 m2		Emitting area on Plane 270°		0.000000 m2	
Emitting area on Plane 90°		0.000000 m2		Glare area at 76°		0.035272 m2	
Coordinate system		CG		Symmetry Type		Double Symmetrical	
Date		06-09-2021		Maximum Gamma Angle		180	
Measurement Distance		0.00		Measurement Flux		8082 lm	
LED Flux=10852lm LED Power=73W Eff=74% EfcLed=149lm/W EfcLum=91lm/W CCT=4000K Ra=90 R9=50 SDCM=3 L70(6K)=60000h							
C.I.E.	94 100 100 36 100			D DIN 5040		D62	
F UTE	0.36 A + 0.64 T			B NBN		BZ 1	

Width at 50.00 % of Max Intensity

H[m]	1.00	2.00	3.00	4.00	5.00	H[m]	1.00	2.00	3.00	4.00	5.00
OA	0.63	1.26	1.89	2.52	3.15	OC	0.45	0.90	1.35	1.79	2.24
OB	0.63	1.26	1.89	2.52	3.15	OD	0.45	0.90	1.35	1.79	2.24

	Luminous Intensities [cd/klm]									
	0	5	15	25	35	45	55	65	75	85
OA	2635.23	2752.36	2926.22	2556.38	1053.39	277.58	33.71	3.97	1.38	0.70
OB	2635.23	2752.36	2926.22	2556.38	1053.39	277.58	33.71	3.97	1.38	0.70
OC	2635.23	2624.17	2771.68	1321.85	693.69	76.26	10.47	2.27	1.31	0.77
OD	2635.23	2624.17	2771.68	1321.85	693.69	76.26	10.47	2.27	1.31	0.77



H[m]	D[m]	Max lux	Med lux	Alpha=32.2°+32.2°	G=0.0 Max non a G
1.00	1.26	2782	1906		
2.00	2.52	696	477		
3.00	3.78	309	212		
4.00	5.04	174	119		
5.00	6.30	111	76		

H[m]	D[m]	Max lux	Med lux	Beta=24.2°+24.2°	G=0.0 Max non a G
1.00	0.90	2782	1906		
2.00	1.79	696	477		
3.00	2.69	309	212		
4.00	3.59	174	119		
5.00	4.49	111	76		