

Luminaire

Code 1902120A+1908250A
Name INVERO 214 LED S DIM BCO + VETRO ZANFIRICO BLU

Measurem.

Code FTS1601165
Name INVERO 214 LED S DIM BCO + VETRO ZANFIRICO BLU

| | | | | | | | |
|---|------------|---|------------------|---|------------------|---|-----------------|
| Luminaire Flux | 1581.30 lm | Luminaire Power | 29.00 W | Efficacy | 54.53 lm/W | Efficiency | 100.00% |
| Lamps Flux | 1581.30 lm | Maximum value | 399.11 cd/klm | Position | C=0.00 G=0.00 | CG | Rotosymmetrical |
| Round Luminaire Round Luminous Area | | Diam. Diam. | 230 mm 230 mm | Height Height | 317 mm 140 mm | | |
| Horizontal Luminous Area Emitting area on Plane 0° Emitting area on Plane 90° | | 0.041548 m2 0.032200 m2 0.032200 m2 | | Emitting area on Plane 180° Emitting area on Plane 270° Glare area at 76° | | 0.032200 m2 0.032200 m2 0.041295 m2 | |
| Coordinate system Date Measurement Distance | | CG 08-02-2016 0.00 | | Symmetry Type Maximum Gamma Angle Measurement Flux | | Rotosymmetrical 180 1581.30 lm | |

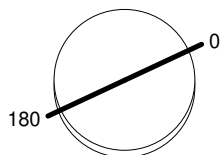
LED Flux=2395.5lm LED Power=24.5W Eff=66% EfcLed=98lm/W EfcLum=55lm/W Ra=95 SDCM=2 L70(6K)=36000h

C.I.E. 51 80 92 88 100
F UTE 0.88 D + 0.12 T

D DIN 5040
B NBN

B41
BZ 4 / 2 / BZ 5

Diam=230mm



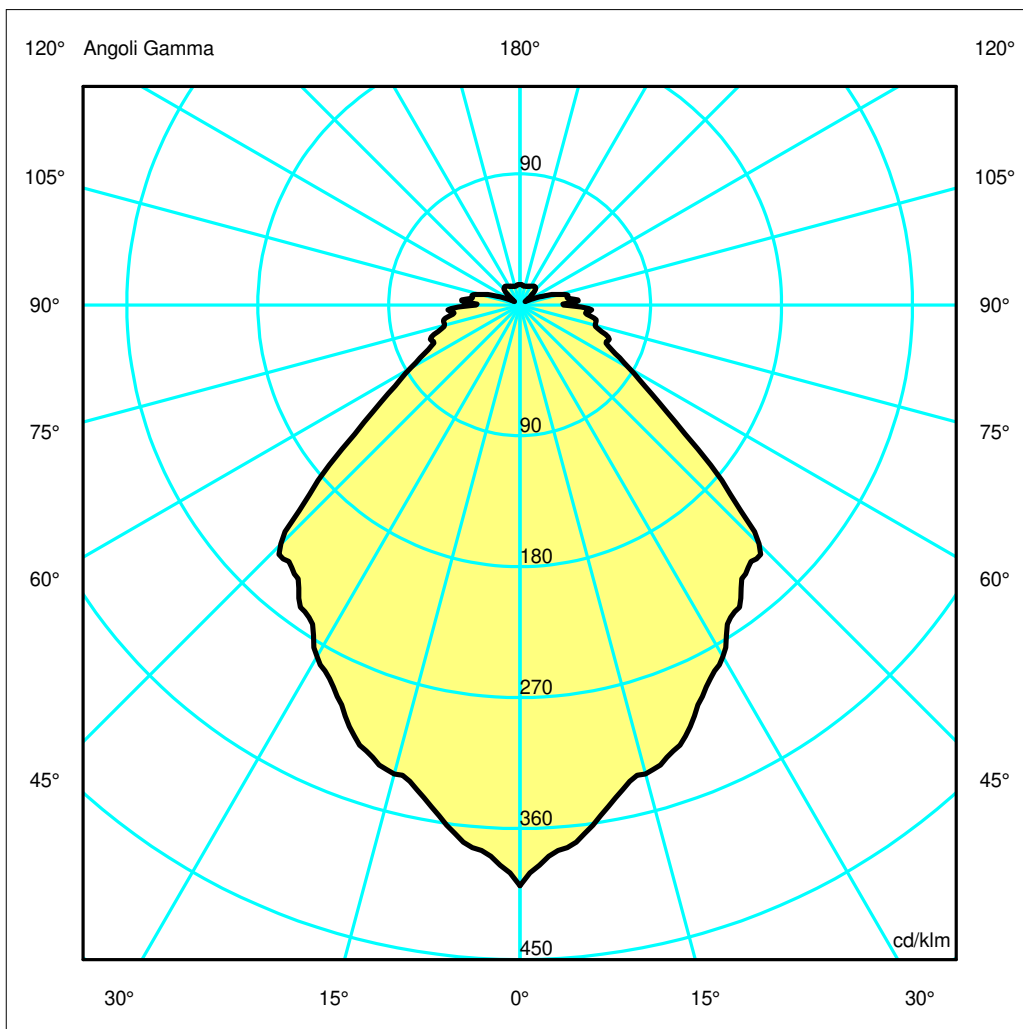
Semipiani C

180.0 ——— 0.0

ULOR 11.65 %

DLOR 88.35 %

RN 11.65 %



Luminaire

Code 1902120A+1908250A
Name INVERO 214 LED S DIM BCO + VETRO ZANFIRICO BLU

Measurement

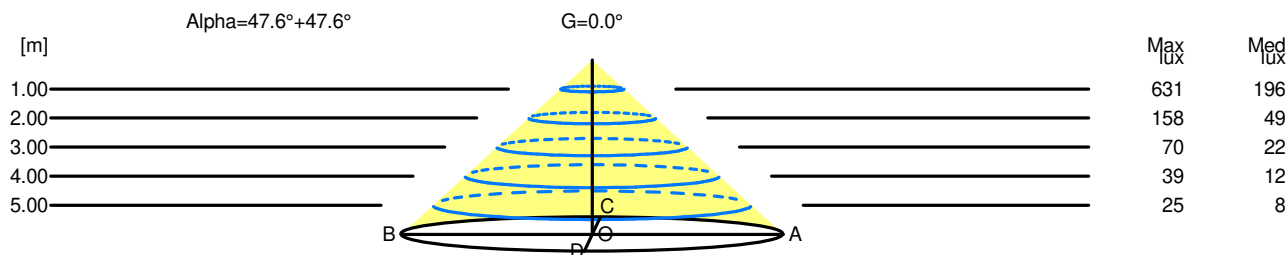
Code FTS1601165
Name INVERO 214 LED S DIM BCO + VETRO ZANFIRICO BLU

| | | | | | | | |
|---|-------------------------|-----------------|---------------|-----------------------------|-------------------------|------------|-----------------|
| Luminaire Flux | 1581.30 lm | Luminaire Power | 29.00 W | Efficacy | 54.53 lm/W | Efficiency | 100.00% |
| Lamps Flux | 1581.30 lm | Maximum value | 399.11 cd/klm | Position | C=0.00 G=0.00 | CG | Rotosymmetrical |
| Round Luminaire | | Diam. | 230 mm | Height | 317 mm | | |
| Round Luminous Area | | Diam. | 230 mm | Height | 140 mm | | |
| Horizontal Luminous Area | 0.041548 m ² | | | Emitting area on Plane 180° | 0.032200 m ² | | |
| Emitting area on Plane 0° | 0.032200 m ² | | | Emitting area on Plane 270° | 0.032200 m ² | | |
| Emitting area on Plane 90° | 0.032200 m ² | | | Glare area at 76° | 0.041295 m ² | | |
| Coordinate system | CG | | | Symmetry Type | Rotosymmetrical | | |
| Date | 08-02-2016 | | | Maximum Gamma Angle | 180 | | |
| Measurement Distance | 0.00 | | | Measurement Flux | 1581.30 lm | | |
| LED Flux=2395.5lm LED Power=24.5W Eff=66% EfcLed=98lm/W EfcLum=55lm/W Ra=95 SDCM=2 L70(6K)=36000h | | | | | | | |
| C.I.E. | 51 80 92 88 100 | | | D DIN 5040 | B41 | | |
| F UTE | 0.88 D + 0.12 T | | | B NBN | BZ 4 / 2 / BZ 5 | | |

Width at 50.00 % of Max Intensity

| H[m] | 1.00 | 2.00 | 3.00 | 4.00 | 5.00 | H[m] | 1.00 | 2.00 | 3.00 | 4.00 | 5.00 |
|------|------|------|------|------|------|------|------|------|------|------|------|
| OA | 1.10 | 2.19 | 3.29 | 4.38 | 5.48 | OC | 1.10 | 2.19 | 3.29 | 4.38 | 5.48 |
| OB | 1.10 | 2.19 | 3.29 | 4.38 | 5.48 | OD | 1.10 | 2.19 | 3.29 | 4.38 | 5.48 |

| | Luminous Intensities [cd/klm] | | | | | | | | | |
|----|--------------------------------|--------|--------|--------|--------|--------|--------|--------|-------|-------|
| | 0 | 5 | 15 | 25 | 35 | 45 | 55 | 65 | 75 | 85 |
| OA | 631.11 | 592.06 | 527.78 | 469.61 | 407.07 | 367.46 | 184.44 | 106.02 | 84.77 | 76.41 |
| OB | 631.11 | 592.06 | 527.78 | 469.61 | 407.07 | 367.46 | 184.44 | 106.02 | 84.77 | 76.41 |
| OC | 631.11 | 592.06 | 527.78 | 469.61 | 407.07 | 367.46 | 184.44 | 106.02 | 84.77 | 76.41 |
| OD | 631.11 | 592.06 | 527.78 | 469.61 | 407.07 | 367.46 | 184.44 | 106.02 | 84.77 | 76.41 |



| H[m] | D[m] | Max lux | Med lux | Alpha=47.6°+47.6° | G=0.0 |
|------|-------|---------|---------|-------------------|-------|
| 1.00 | 2.19 | 631 | 196 | | |
| 2.00 | 4.38 | 158 | 49 | | |
| 3.00 | 6.57 | 70 | 22 | | |
| 4.00 | 8.76 | 39 | 12 | | |
| 5.00 | 10.96 | 25 | 8 | | |