

## Luminaire

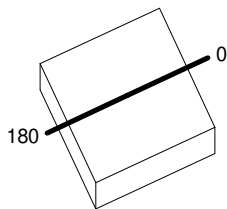
Code T4009NSPW00  
 Name EGO 220S DO Narrow spot 3000K ACC

## Measurerm.

Code FTS1501104-A  
 Name EGO 220S DO Narrow spot 3000K ACC

Luminaire Flux	1499 lm	Luminaire Power	16.0 W	Efficacy	93.703 lm/W	Efficiency	100.00%
Source Flux	1499 lm	Maximum value	22906.03 cd/klm	Position	C=0.00 G=180.00	CG	Rotosymmetrical
Rectangular Luminaire		Length	220 mm	Width	220 mm	Height	117 mm
Rectangular Luminous Area		Length	115 mm	Width	115 mm	Height	0 mm
Horizontal Luminous Area	0.013225 m <sup>2</sup>			Emitting area on Plane 180°	0.000000 m <sup>2</sup>		
Emitting area on Plane 0°	0.000000 m <sup>2</sup>			Emitting area on Plane 270°	0.000000 m <sup>2</sup>		
Emitting area on Plane 90°	0.000000 m <sup>2</sup>			Glare area at 76°	0.003199 m <sup>2</sup>		
Coordinate system	CG			Symmetry Type		Rotosymmetrical	
Date	06-02-2023			Maximum Gamma Angle		180	
Measurement Distance	0.00			Measurement Flux		1499 lm	
LED Flux=1827lm LED Power=14W Eff=82% EfcLed=131lm/W EfcLum=94lm/W CCT=3000K Ra=80 SDCM=3 L70(6K)=272160h							
C.I.E.	78 87 94 0 100			D DIN 5040	--		
F UTE	1.00 T			B NBN	BZ 1 / 2 / BZ 2		

220mm x 220mm



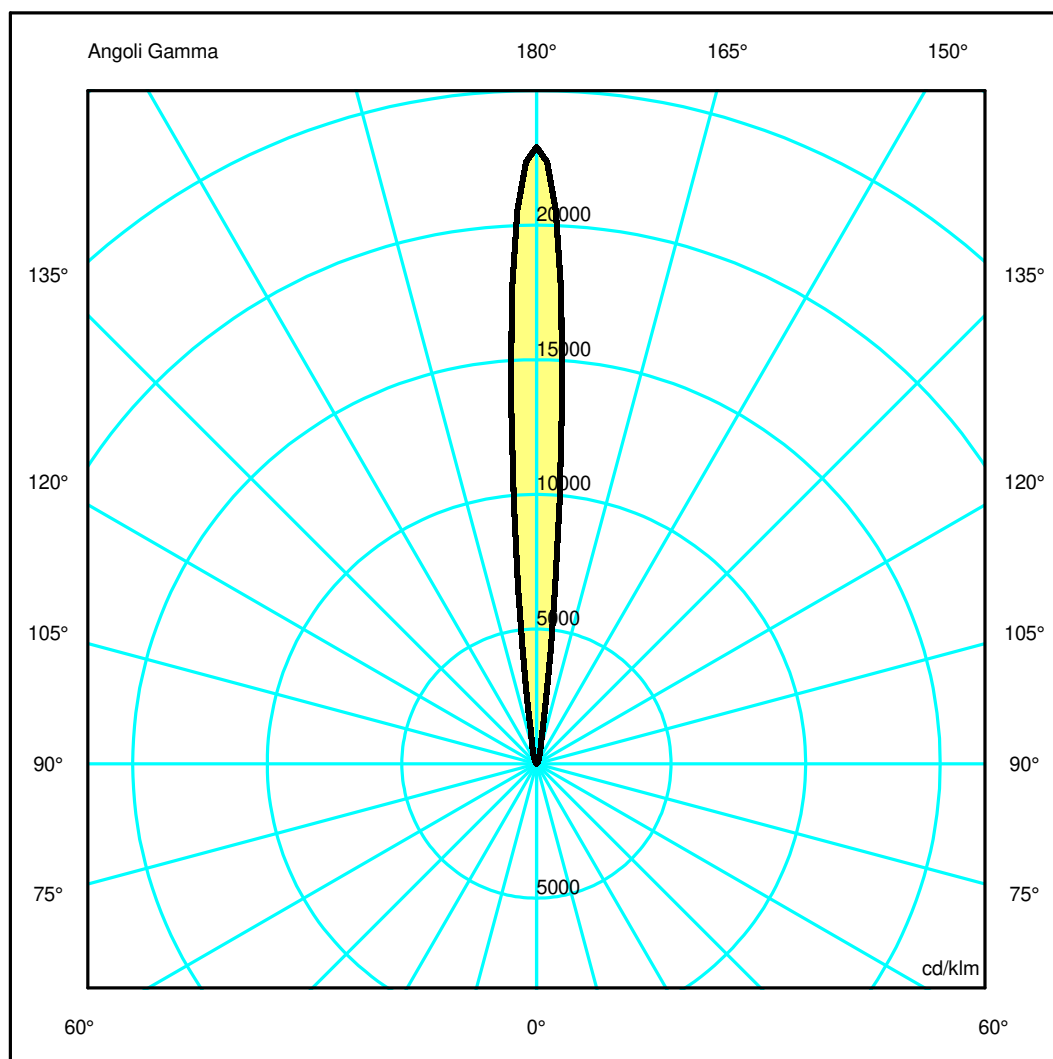
Semipiani C

180.0 ——— 0.0

ULOR 99.66 %

DLOR 0.34 %

RN 99.66 %



## Luminaire

Code T4009NSPW00  
Name EGO 220S DO Narrow spot 3000K ACC

## Measurerm.

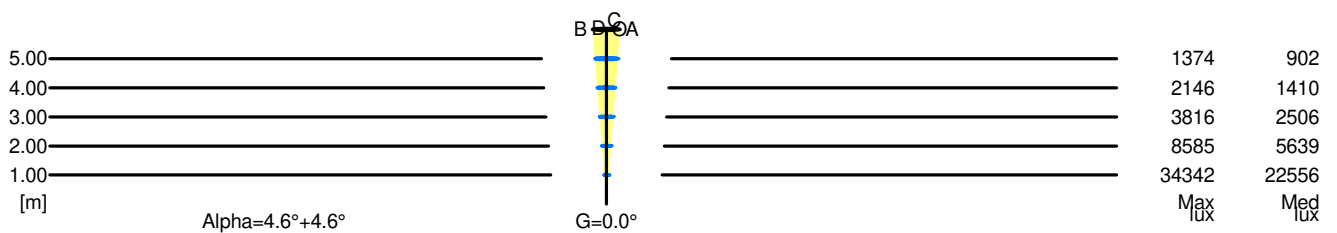
Code FTS1501104-A  
Name EGO 220S DO Narrow spot 3000K ACC

Luminaire Flux	1499 lm	Luminaire Power	16.0 W	Efficacy	93.703 lm/W	Efficiency	100.00%
Source Flux	1499 lm	Maximum value	22906.03 cd/klm	Position	C=0.00 G=180.00	CG	Rotosymmetrical
Rectangular Luminaire		Length	220 mm	Width	220 mm	Height	117 mm
Rectangular Luminous Area		Length	115 mm	Width	115 mm	Height	0 mm
Horizontal Luminous Area		0.013225 m2		Emitting area on Plane 180°		0.000000 m2	
Emitting area on Plane 0°		0.000000 m2		Emitting area on Plane 270°		0.000000 m2	
Emitting area on Plane 90°		0.000000 m2		Glare area at 76°		0.003199 m2	
Coordinate system		CG		Symmetry Type		Rotosymmetrical	
Date		06-02-2023		Maximum Gamma Angle		180	
Measurement Distance		0.00		Measurement Flux		1499 lm	
LED Flux=1827lm LED Power=14W Eff=82% EfcLed=131lm/W EfcLum=94lm/W CCT=3000K Ra=80 SDCM=3 L70(6K)=272160h							
C.I.E.	78 87 94 0 100			D DIN 5040	--		
F UTE	1.00 T			B NBN	BZ 1 / 2 / BZ 2		

### Width at 50.00 % of Max Intensity

H[m]	1.00	2.00	3.00	4.00	5.00	H[m]	1.00	2.00	3.00	4.00	5.00
OA	0.08	0.16	0.24	0.32	0.40	OC	0.08	0.16	0.24	0.32	0.40
OB	0.08	0.16	0.24	0.32	0.40	OD	0.08	0.16	0.24	0.32	0.40

	Luminous Intensities [ cd/klm ]									
	0	5	15	25	35	45	55	65	75	85
OA	34341.64	14631.37	850.99	271.84	105.74	51.43	21.74	9.38	1.83	0.38
OB	34341.64	14631.37	850.99	271.84	105.74	51.43	21.74	9.38	1.83	0.38
OC	34341.64	14631.37	850.99	271.84	105.74	51.43	21.74	9.38	1.83	0.38
OD	34341.64	14631.37	850.99	271.84	105.74	51.43	21.74	9.38	1.83	0.38



5.00	0.80	1374	902		
4.00	0.64	2146	1410		
3.00	0.48	3816	2506		
2.00	0.32	8585	5639		
1.00	0.16	34342	22556		
H[m]	D[m]	Max lux	Med lux	Alpha=4.6°+4.6°	G=0.0