

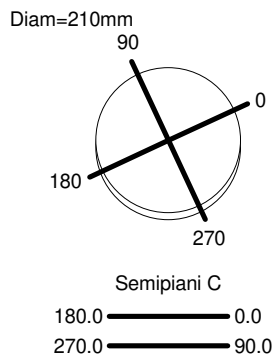
Luminaire

Code T081920
Name PIROSCAFO verde

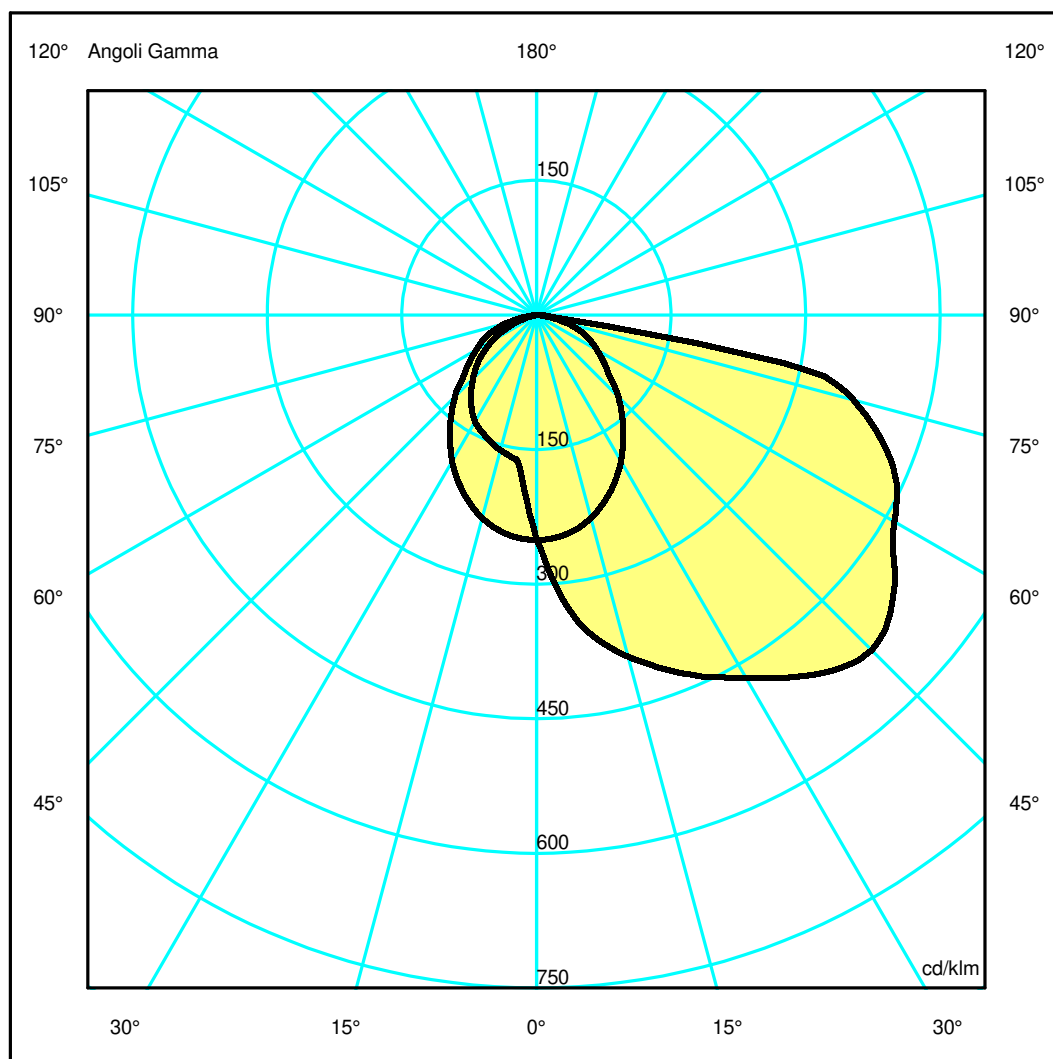
Measurement

Code FTS1502528
Name PIROSCAFO verde

Luminaire Flux	1143 lm	Luminaire Power	14.0 W	Efficacy	81.643 lm/W	Efficiency	100.00%
Source Flux	1143 lm	Maximum value	528.09 cd/klm	Position	C=0.00 G=45.00	CG Sym. on planes 0-180	
Round Luminaire		Diam.	210 mm	Height	275 mm		
Round Luminous Area		Diam.	180 mm	Height	0 mm		
Horizontal Luminous Area		0.025447 m2		Emitting area on Plane 180°	0.000000 m2		
Emitting area on Plane 0°		0.000000 m2		Emitting area on Plane 270°	0.000000 m2		
Emitting area on Plane 90°		0.000000 m2		Glare area at 76°	0.006156 m2		
Coordinate system		CG		Symmetry Type	Sym. on planes 0-180		
Date		29-05-2015		Maximum Gamma Angle	180		
Measurement Distance		0.00		Measurement Flux	1143 lm		
LED Flux=1484.41lm LED Power=12.3W Eff=77% EfcLed=121lm/W EfcLum=82lm/W CCT=3000K Ra=90 SDCM=4 L70(6K)=36000h							
C.I.E.	40 75 96 100 100			D DIN 5040	A20		
F UTE	1.00 E			B NBN	BZ 5		



ULOR 0.01 %
DLOR 99.99 %
RN 0.01 %



Luminaire

Code T081920
Name PIROSCAFO verde

Measurment

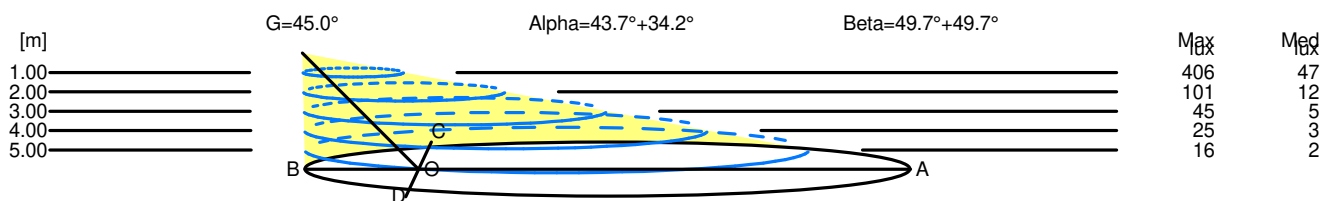
Code FTS1502528
Name PIROSCAFO verde

Luminaire Flux	1143 lm	Luminaire Power	14.0 W	Efficacy	81.643 lm/W	Efficiency	100.00%
Source Flux	1143 lm	Maximum value	528.09 cd/klm	Position	C=0.00 G=45.00	CG	Sym. on planes 0-180
Round Luminaire		Diam.	210 mm	Height	275 mm		
Round Luminous Area		Diam.	180 mm	Height	0 mm		
Horizontal Luminous Area		0.025447 m2		Emitting area on Plane 180°		0.000000 m2	
Emitting area on Plane 0°		0.000000 m2		Emitting area on Plane 270°		0.000000 m2	
Emitting area on Plane 90°		0.000000 m2		Glare area at 76°		0.006156 m2	
Coordinate system		CG		Symmetry Type		Sym. on planes 0-180	
Date		29-05-2015		Maximum Gamma Angle		180	
Measurement Distance		0.00		Measurement Flux		1143 lm	
LED Flux=1484.41lm LED Power=12.3W Eff=77% EfcLed=121lm/W EfcLum=82lm/W CCT=3000K Ra=90 SDCM=4 L70(6K)=36000h							
C.I.E.	40 75 96 100 100			D DIN 5040	A20		
F UTE	1.00 E			B NBN	BZ 5		

Width at 50.00 % of Max Intensity

H[m]	1.00	2.00	3.00	4.00	5.00	H[m]	1.00	2.00	3.00	4.00	5.00
OA	4.23	8.46	12.69	16.92	21.15	OC	1.67	3.34	5.01	6.68	8.35
OB	0.98	1.96	2.93	3.91	4.89	OD	1.67	3.34	5.01	6.68	8.35

	Luminous Intensities [cd/klm]									
	0	5	15	25	35	45	55	65	75	85
OA	286.34	360.31	450.22	508.83	563.47	603.61	556.31	506.03	418.50	14.40
OB	286.34	209.80	178.23	164.55	144.42	114.98	82.79	46.11	11.46	1.00
OC	286.34	284.41	267.61	235.23	192.45	147.31	104.30	74.49	39.92	6.45
OD	286.34	284.41	267.61	235.23	192.45	147.31	104.30	74.49	39.92	6.45



H[m]	D[m]	Max lux	Med lux	Alpha=43.7°+34.2°	G=45.0
1.00	5.21	406	47		
2.00	10.42	101	12		
3.00	15.63	45	5		
4.00	20.83	25	3		
5.00	26.04	16	2		

H[m]	D[m]	Max lux	Med lux	Beta=49.7°+49.7°	G=0.0
1.00	3.34	406	47		
2.00	6.68	101	12		
3.00	10.02	45	5		
4.00	13.36	25	3		
5.00	16.70	16	2		