

Luminaire

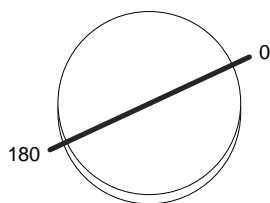
Code 1986010A
Name FIAMMA PARETE/SOFFITTO GRIGIO

Measurum.

Code FTS1502603
Name FIAMMA PARETE/SOFFITTO GRIGIO

Luminaire Flux	339.50 lm	Luminaire Power	4.96 W	Efficacy	68.45 lm/W	Efficiency	97.00%
Lamps Flux	350.00 lm	Maximum value	2241.60 cd/klm	Position	C=0.00 G=0.00	CG	Rotosymmetrical
Round Luminaire		Diam.	64 mm	Height	150 mm		
Round Luminous Area		Diam.	50 mm	Height	0 mm		
Horizontal Luminous Area		0.001963 m2		Emitting area on Plane 180°		0.000000 m2	
Emitting area on Plane 0°		0.000000 m2		Emitting area on Plane 270°		0.000000 m2	
Emitting area on Plane 90°		0.000000 m2		Glare area at 76°		0.000475 m2	
Coordinate system		CG		Symmetry Type		Rotosymmetrical	
Date		05-05-2015		Maximum Gamma Angle		180	
Measurement Distance		0.00		Measurement Flux		350.00 lm	
PARATHOM PAR16 50 36° ADV 5.3 W/830 GU10							
C.I.E.	89 98 100 100 97			D DIN 5040	A60		
F UTE	0.97 A			B NBN	BZ 1		

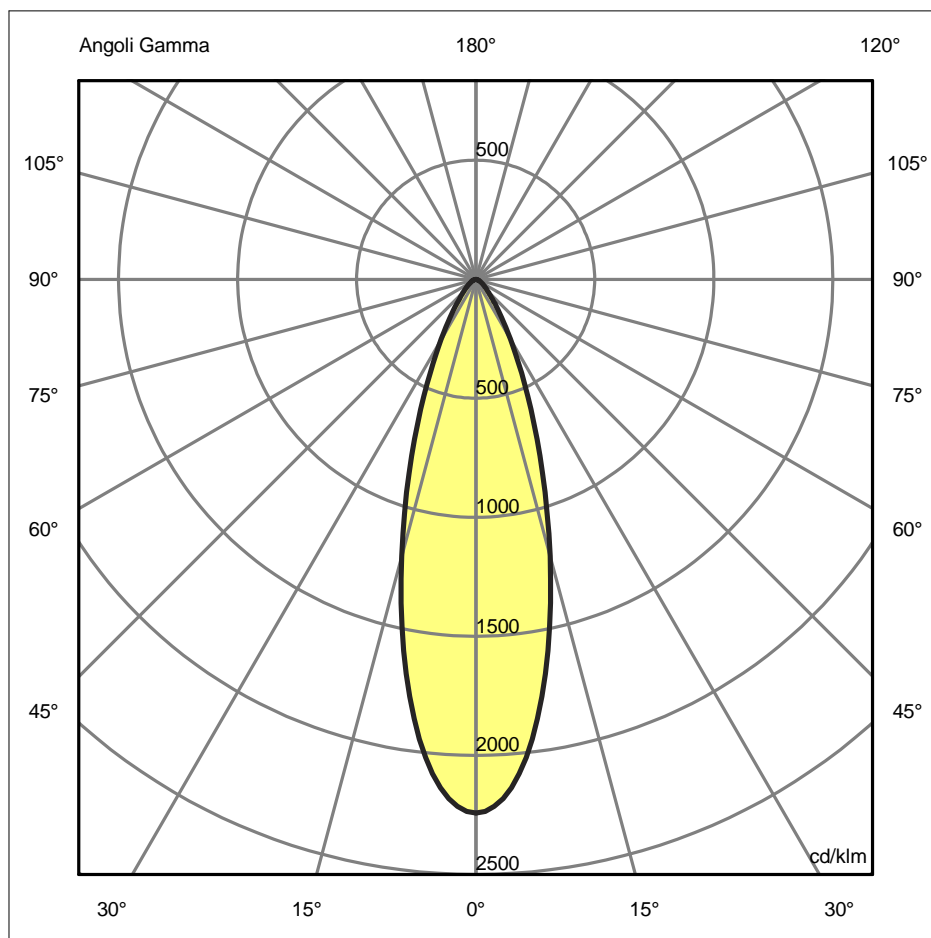
Diam=64mm



Semipiani C

180.0 ——— 0.0

ULOR 0.01 %
DLOR 96.99 %
RN 0.01 %



Luminaire

Code 1986010A
Name FIAMMA PARETE/SOFFITTO GRIGIO

Measurerm.

Code FTS1502603
Name FIAMMA PARETE/SOFFITTO GRIGIO

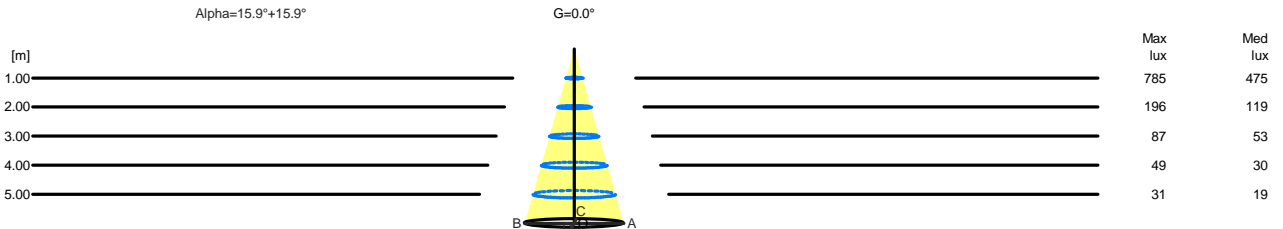
Luminaire Flux	339.50 lm	Luminaire Power	4.96 W	Efficacy	68.45 lm/W	Efficiency	97.00%
Lamps Flux	350.00 lm	Maximum value	2241.60 cd/klm	Position	C=0.00 G=0.00	CG	Rotosymmetrical
Round Luminaire		Diam.	64 mm	Height	150 mm		
Round Luminous Area		Diam.	50 mm	Height	0 mm		
Horizontal Luminous Area		0.001963 m2		Emitting area on Plane 180°		0.000000 m2	
Emitting area on Plane 0°		0.000000 m2		Emitting area on Plane 270°		0.000000 m2	
Emitting area on Plane 90°		0.000000 m2		Glare area at 76°		0.000475 m2	
Coordinate system		CG		Symmetry Type		Rotosymmetrical	
Date		05-05-2015		Maximum Gamma Angle		180	
Measurement Distance		0.00		Measurement Flux		350.00 lm	
PARATHOM PAR16 50 36° ADV 5.3 W/830 GU10							
C.I.E.	89 98 100 100 97			D DIN 5040	A60		
F UTE	0.97 A			B NBN	BZ 1		

Width at 50.00 % of Max Intensity

H[m]	1.00	2.00	3.00	4.00	5.00	H[m]	1.00	2.00	3.00	4.00	5.00
OA	0.28	0.57	0.85	1.14	1.42	OC	0.28	0.57	0.85	1.14	1.42
OB	0.28	0.57	0.85	1.14	1.42	OD	0.28	0.57	0.85	1.14	1.42

Luminous Intensities [cd/klm]

	0	5	15	25	35	45	55	65	75	85
OA	784.56	729.56	421.64	169.88	61.30	25.13	12.76	6.32	1.32	0.48
OB	784.56	729.56	421.64	169.88	61.30	25.13	12.76	6.32	1.32	0.48
OC	784.56	729.56	421.64	169.88	61.30	25.13	12.76	6.32	1.32	0.48
OD	784.56	729.56	421.64	169.88	61.30	25.13	12.76	6.32	1.32	0.48



H[m]	D[m]	Max lux	Med lux	Alpha=15.9°+15.9°	G=0.0
1.00	0.57	785	475		
2.00	1.14	196	119		
3.00	1.71	87	53		
4.00	2.28	49	30		
5.00	2.85	31	19		