

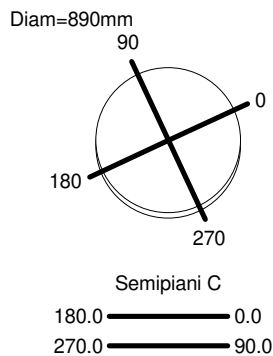
Luminaire

Code A242900
Name NUR 1618 ALO 500W+500W INTERNO BIANCO/ESTERNO GRIGIO

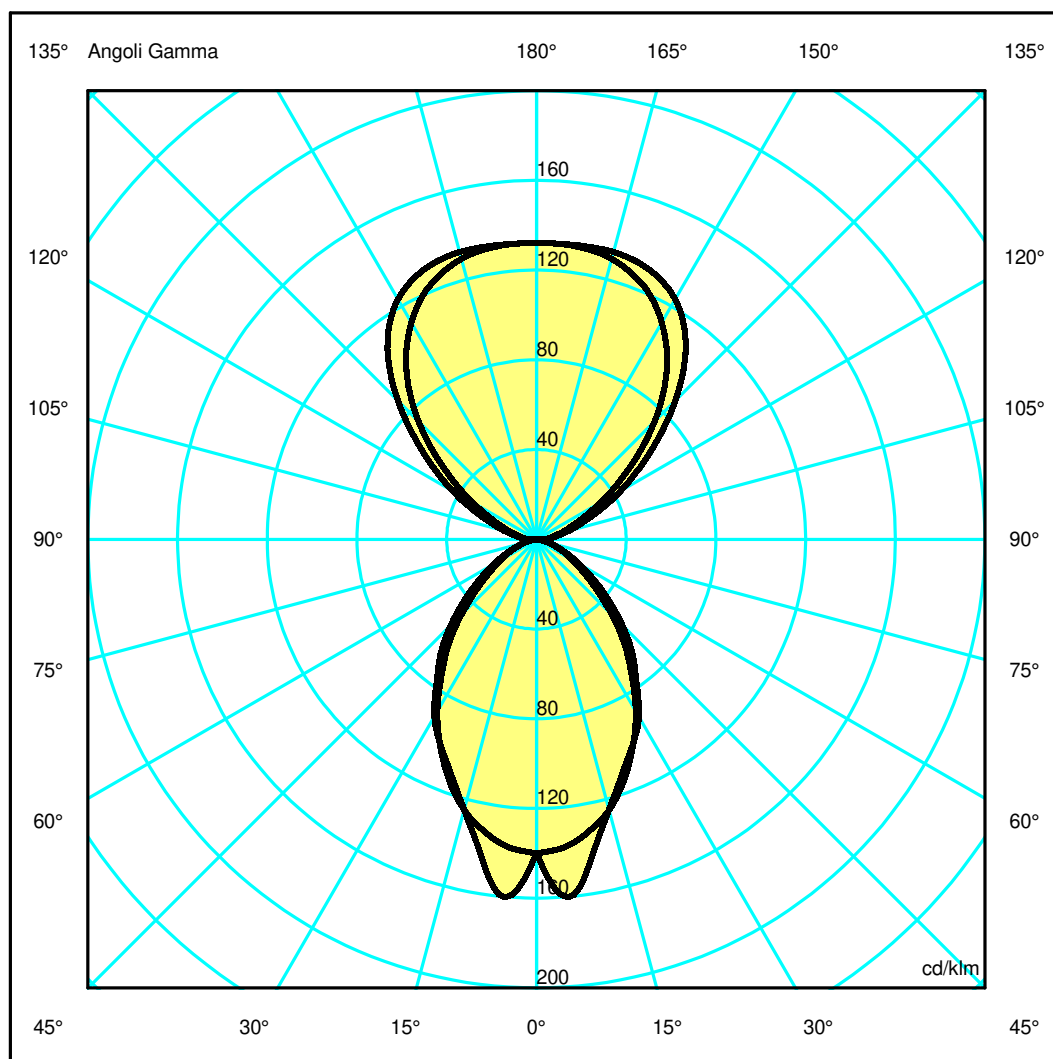
Measurement

Code FTS0002554
Name NUR 1618 ALO 500W+500W INTERNO BIANCO/ESTERNO GRIGIO

Luminaire Flux	10326 lm	Luminaire Power	800.0 W	Efficacy	12.908 lm/W	Efficiency	56.12%
Source Flux	18400 lm	Maximum value	160.17 cd/klm	Position	C=90.00 G=5.00	CG	Double Symmetrical
Round Luminaire		Diam.	890 mm	Height	66 mm		
Round Luminous Area		Diam.	880 mm	Height	0 mm		
Horizontal Luminous Area			0.608212 m ²	Emitting area on Plane 180°			0.000000 m ²
Emitting area on Plane 0°			0.000000 m ²	Emitting area on Plane 270°			0.000000 m ²
Emitting area on Plane 90°			0.000000 m ²	Glare area at 76°			0.147140 m ²
Coordinate system		CG		Symmetry Type		Double Symmetrical	
Date		30-01-2006		Maximum Gamma Angle		180	
Measurement Distance		0.00		Measurement Flux		18400 lm	
64702 ECO							
C.I.E.	65 91 99 41 56			D DIN 5040	C52		
F UTE	0.23 C + 0.33 T			B NBN	BZ 2		



ULOR 33.12 %
DLOR 23.00 %
RN 59.02 %



Luminaire

Code A242900
Name NUR 1618 ALO 500W+500W INTERNO BIANCO/ESTERNO GRIGIO

Measurerm.

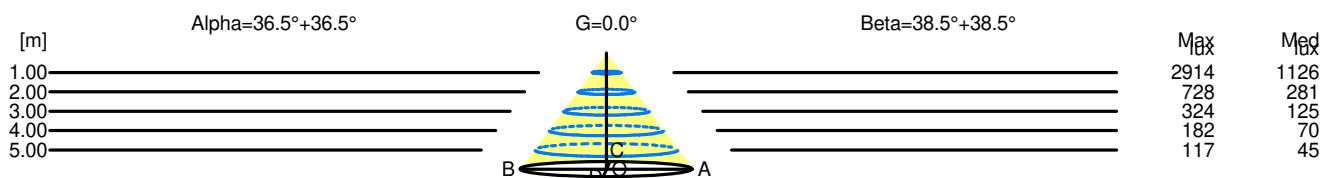
Code FTS0002554
Name NUR 1618 ALO 500W+500W INTERNO BIANCO/ESTERNO GRIGIO

Luminaire Flux	10326 lm	Luminaire Power	800.0 W	Efficacy	12.908 lm/W	Efficiency	56.12%
Source Flux	18400 lm	Maximum value	160.17 cd/klm	Position	C=90.00 G=5.00	CG	Double Symmetrical
Round Luminaire		Diam.	890 mm	Height	66 mm		
Round Luminous Area		Diam.	880 mm	Height	0 mm		
Horizontal Luminous Area			0.608212 m2	Emitting area on Plane 180°			0.000000 m2
Emitting area on Plane 0°			0.000000 m2	Emitting area on Plane 270°			0.000000 m2
Emitting area on Plane 90°			0.000000 m2	Glare area at 76°			0.147140 m2
Coordinate system		CG		Symmetry Type			Double Symmetrical
Date		30-01-2006		Maximum Gamma Angle			180
Measurement Distance		0.00		Measurement Flux			18400 lm
64702 ECO							
C.I.E.	65 91 99 41 56			D DIN 5040	C52		
F UTE	0.23 C + 0.33 T			B NBN	BZ 2		

Width at 50.00 % of Max Intensity

H[m]	1.00	2.00	3.00	4.00	5.00	H[m]	1.00	2.00	3.00	4.00	5.00
OA	0.74	1.48	2.22	2.96	3.70	OC	0.80	1.59	2.39	3.18	3.98
OB	0.74	1.48	2.22	2.96	3.70	OD	0.80	1.59	2.39	3.18	3.98

	Luminous Intensities [cd/klm]									
	0	5	15	25	35	45	55	65	75	85
OA	2571.03	2537.18	2298.07	1870.27	1359.21	871.33	468.92	242.33	91.63	15.82
OB	2571.03	2537.18	2298.07	1870.27	1359.21	871.33	468.92	242.33	91.63	15.82
OC	2571.03	2947.13	2296.32	1862.82	1429.40	994.80	571.32	278.67	95.59	15.09
OD	2571.03	2947.13	2296.32	1862.82	1429.40	994.80	571.32	278.67	95.59	15.09



H[m]	D[m]	Max lux	Med lux	Alpha=36.5°+36.5°	G=0.0
1.00	1.48	2914	1126		
2.00	2.96	728	281		
3.00	4.44	324	125		
4.00	5.92	182	70		
5.00	7.41	117	45		

H[m]	D[m]	Max lux	Med lux	Beta=38.5°+38.5°	G=0.0
1.00	1.59	2914	1126		
2.00	3.18	728	281		
3.00	4.77	324	125		
4.00	6.36	182	70		
5.00	7.95	117	45		