

## Luminaire

Code 1752030A  
Name LA PETITE wall black

## Measurerm.

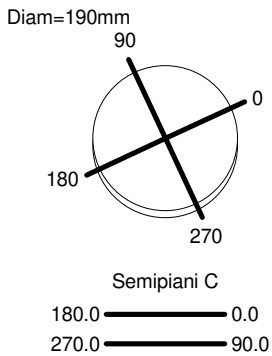
Code FTS1503246  
Name LA PETITE wall black

Luminaire Flux	307 lm	Luminaire Power	5.0 W	Efficacy	61.376 lm/W	Efficiency	65.29%
Source Flux	470 lm	Maximum value	206.42 cd/klm	Position	C=0.00 G=0.00	CG	Asymmetrical
Round Luminaire		Diam.	190 mm	Height	367 mm		
Round Luminous Area		Diam.	188 mm	Height	0 mm		
Horizontal Luminous Area			0.027759 m2	Emitting area on Plane 180°			0.000000 m2
Emitting area on Plane 0°			0.000000 m2	Emitting area on Plane 270°			0.000000 m2
Emitting area on Plane 90°			0.000000 m2	Glare area at 76°			0.006716 m2
Coordinate system		CG		Symmetry Type		Asymmetrical	
Date		17-12-2021		Maximum Gamma Angle		180	
Measurement Distance		0.00		Measurement Flux		470 lm	

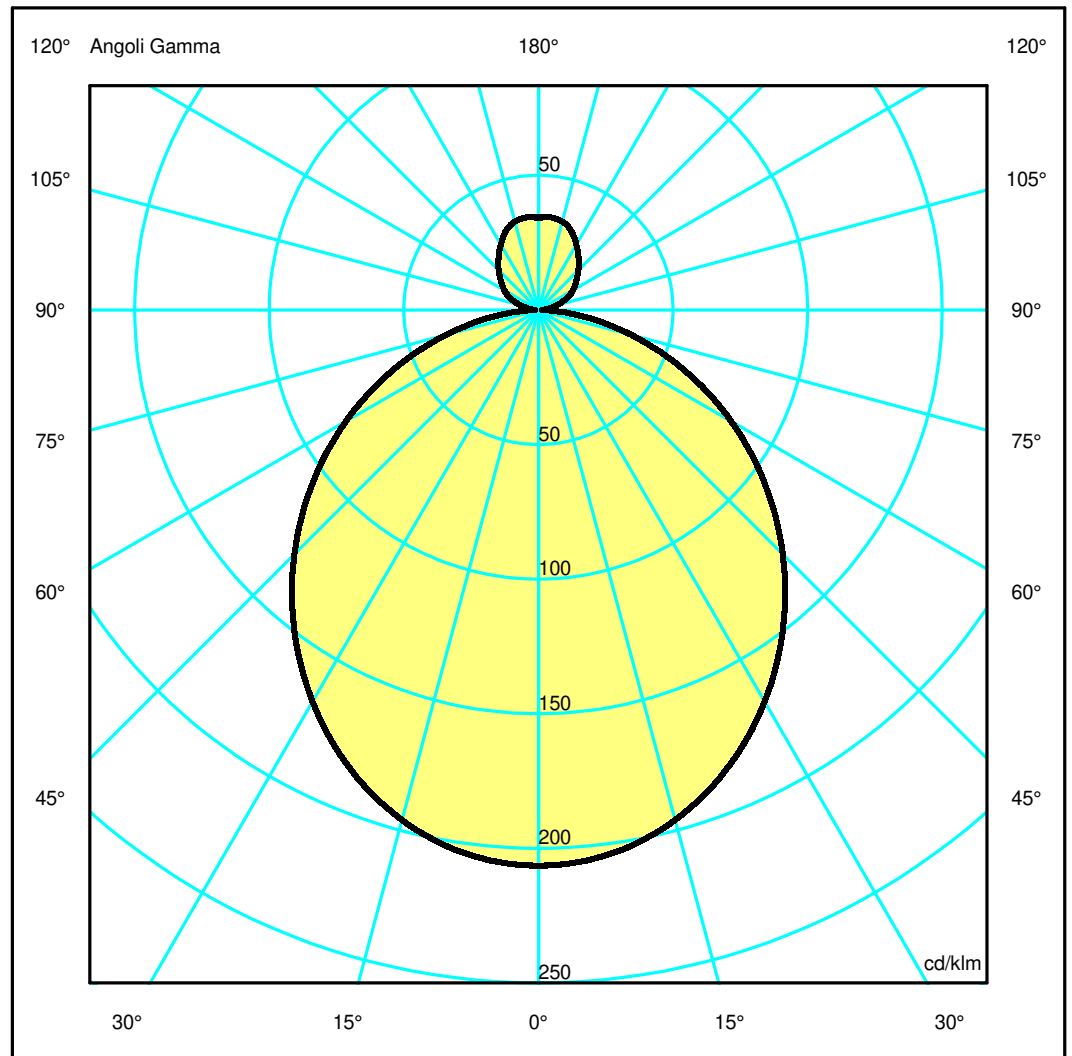
Lamping=LED 1x5W (E14) CCT=2700K CRI=80

C.I.E. 48 79 96 85 65  
F UTE 0.56 E + 0.10 T

D DIN 5040 B31  
B NBN BZ 4



ULOR 9.63 %  
DLOR 55.67 %  
RN 14.74 %



## Luminaire

Code 1752030A  
Name LA PETITE wall black

## Measurerm.

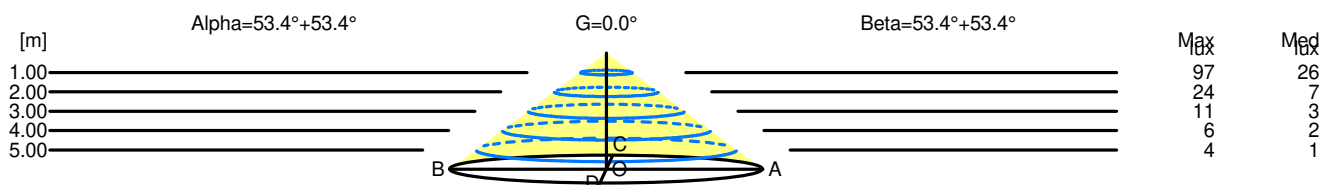
Code FTS1503246  
Name LA PETITE wall black

Luminaire Flux	307 lm	Luminaire Power	5.0 W	Efficacy	61.376 lm/W	Efficiency	65.29%
Source Flux	470 lm	Maximum value	206.42 cd/klm	Position	C=0.00 G=0.00	CG	Asymmetrical
Round Luminaire		Diam.	190 mm	Height	367 mm		
Round Luminous Area		Diam.	188 mm	Height	0 mm		
Horizontal Luminous Area		0.027759 m2		Emitting area on Plane 180°		0.000000 m2	
Emitting area on Plane 0°		0.000000 m2		Emitting area on Plane 270°		0.000000 m2	
Emitting area on Plane 90°		0.000000 m2		Glare area at 76°		0.006716 m2	
Coordinate system		CG		Symmetry Type		Asymmetrical	
Date		17-12-2021		Maximum Gamma Angle		180	
Measurement Distance		0.00		Measurement Flux		470 lm	
Lamping=LED 1x5W (E14) CCT=2700K CRI=80							
C.I.E.	48 79 96 85 65			D DIN 5040	B31		
F UTE	0.56 E + 0.10 T			B NBN	BZ 4		

### Width at 50.00 % of Max Intensity

H[m]	1.00	2.00	3.00	4.00	5.00	H[m]	1.00	2.00	3.00	4.00	5.00
OA	1.35	2.69	4.04	5.39	6.73	OC	1.35	2.69	4.04	5.39	6.73
OB	1.35	2.69	4.04	5.39	6.73	OD	1.35	2.69	4.04	5.39	6.73

	Luminous Intensities [ cd/klm ]									
	0	5	15	25	35	45	55	65	75	85
OA	97.02	96.47	92.17	84.12	73.20	60.30	46.19	31.42	16.81	4.59
OB	97.02	96.47	92.17	84.12	73.20	60.30	46.19	31.42	16.81	4.59
OC	97.02	96.47	92.17	84.12	73.20	60.30	46.19	31.42	16.81	4.59
OD	97.02	96.47	92.17	84.12	73.20	60.30	46.19	31.42	16.81	4.59



H[m]	D[m]	Max lux	Med lux	Alpha=53.4°+53.4°	G=0.0	
1.00	2.69	97	26			
2.00	5.39	24	7			
3.00	8.08	11	3			
4.00	10.77	6	2			
5.00	13.47	4	1			

H[m]	D[m]	Max lux	Med lux	Beta=53.4°+53.4°	G=0.0	
1.00	2.69	97	26			
2.00	5.39	24	7			
3.00	8.08	11	3			
4.00	10.77	6	2			
5.00	13.47	4	1			