

Luminaire

Code T40001ELPTW00
Name Ego 55S FLAT WO Elliptic 3000K ALL

Measurerm.

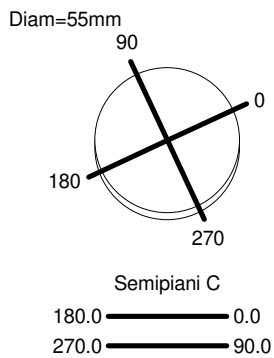
Code FTS1501254
Name Ego 55S FLAT WO Elliptic 3000K ALL

Luminaire Flux	78 lm	Luminaire Power	1.2 W	Efficacy	65.000 lm/W	Efficiency	100.00%
Source Flux	78 lm	Maximum value	4943.38 cd/klm	Position	C=90.00 G=178.00	CG	Double Symmetrical
Round Luminaire		Diam.	55 mm	Height	100 mm		
Round Luminous Area		Diam.	15 mm	Height	0 mm		
Horizontal Luminous Area			0.000177 m2	Emitting area on Plane 180°			0.000000 m2
Emitting area on Plane 0°			0.000000 m2	Emitting area on Plane 270°			0.000000 m2
Emitting area on Plane 90°			0.000000 m2	Glare area at 76°			0.000043 m2
Coordinate system		CG		Symmetry Type		Double Symmetrical	
Date		19-02-2021		Maximum Gamma Angle		180	
Measurement Distance		0.00		Measurement Flux		78 lm	

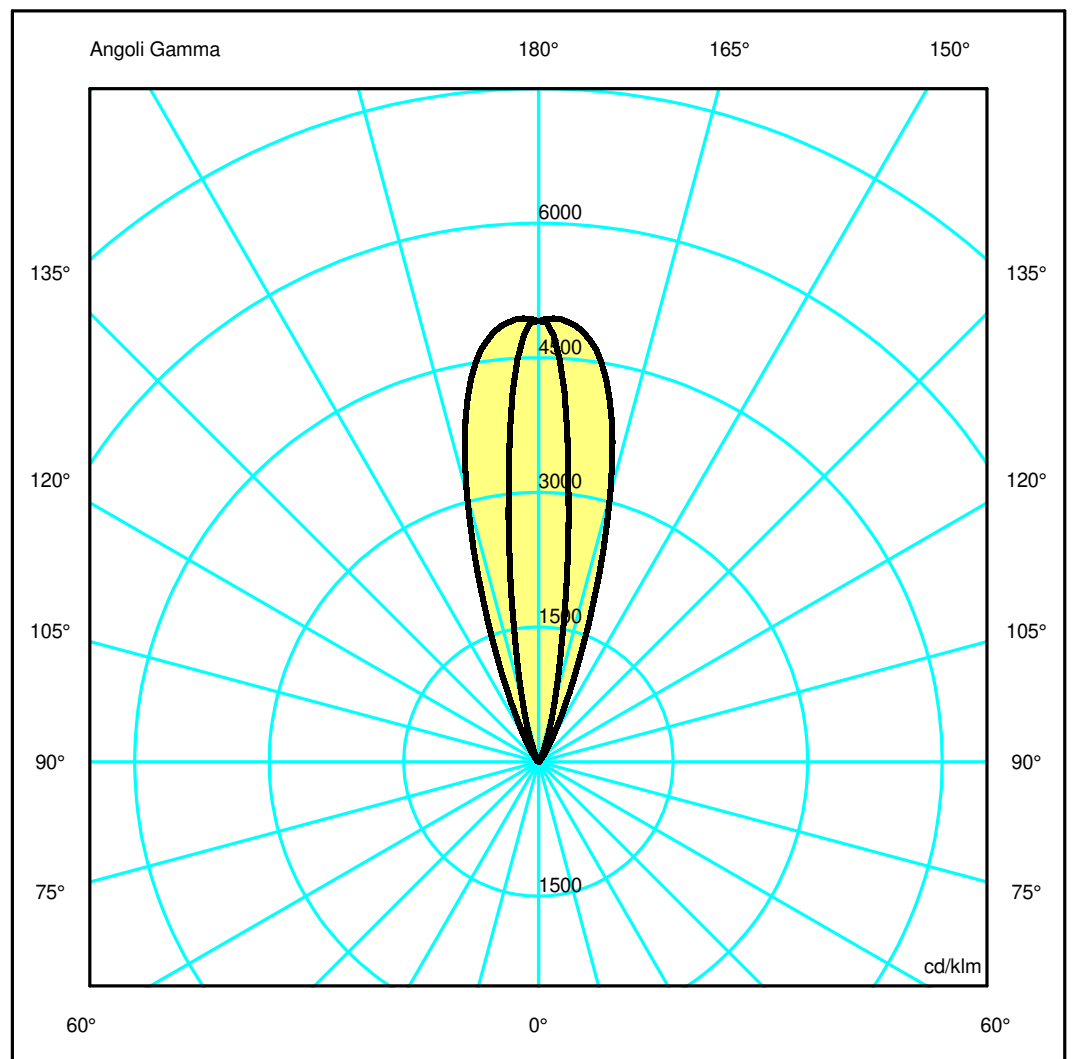
LED Flux=104lm LED Power=1,2W Eff=75% EfcLed=87lm/W EfcLum=65lm/W CCT=3000K Ra=80 SDCM=4 L70(6K)=39300

C.I.E. 0 0 0 0 100
F UTE 1.00 T

D DIN 5040 --
B NBN --



ULOR100.00 %
DLOR 0.00 %
RN100.00 %



Luminaire

Code T40001ELPTW00
Name Ego 55S FLAT WO Elliptic 3000K ALL

Measurment.

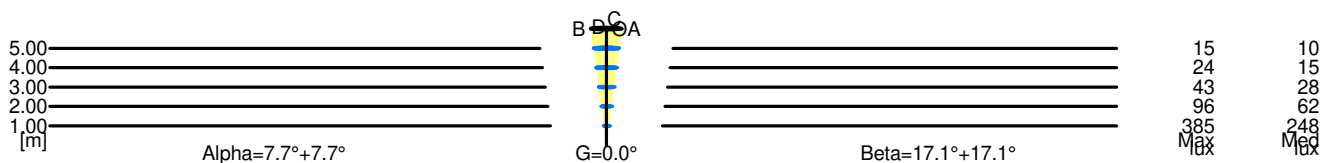
Code FTS1501254
Name Ego 55S FLAT WO Elliptic 3000K ALL

Luminaire Flux	78 lm	Luminaire Power	1.2 W	Efficacy	65.000 lm/W	Efficiency	100.00%
Source Flux	78 lm	Maximum value	4943.38 cd/klm	Position	C=90.00 G=178.00	CG	Double Symmetrical
Round Luminaire		Diam.	55 mm	Height	100 mm		
Round Luminous Area		Diam.	15 mm	Height	0 mm		
Horizontal Luminous Area		0.000177 m2		Emitting area on Plane 180°		0.000000 m2	
Emitting area on Plane 0°		0.000000 m2		Emitting area on Plane 270°		0.000000 m2	
Emitting area on Plane 90°		0.000000 m2		Glare area at 76°		0.000043 m2	
Coordinate system		CG		Symmetry Type		Double Symmetrical	
Date		19-02-2021		Maximum Gamma Angle		180	
Measurement Distance		0.00		Measurement Flux		78 lm	
LED Flux=104lm LED Power=1,2W Eff=75% EfcLed=87lm/W EfcLum=65lm/W CCT=3000K Ra=80 SDCM=4 L70(6K)=39300							
C.I.E.	0 0 0 0 100			D DIN 5040	--		
F UTE	1.00 T			B NBN	--		

Width at 50.00 % of Max Intensity

H[m]	1.00	2.00	3.00	4.00	5.00	H[m]	1.00	2.00	3.00	4.00	5.00
OA	0.14	0.27	0.41	0.54	0.68	OC	0.31	0.61	0.92	1.23	1.54
OB	0.14	0.27	0.41	0.54	0.68	OD	0.31	0.61	0.92	1.23	1.54

	Luminous Intensities [cd/klm]									
	0	5	15	25	35	45	55	65	75	85
OA	382.92	286.02	53.23	8.74	1.63	0.59	0.53	0.00	0.06	0.00
OB	382.92	286.02	53.23	8.74	1.63	0.59	0.53	0.00	0.06	0.00
OC	382.92	379.81	240.46	55.95	10.78	2.62	1.24	0.12	0.15	0.15
OD	382.92	379.81	240.46	55.95	10.78	2.62	1.24	0.12	0.15	0.15



5.00	1.36	15	10	
4.00	1.09	24	15	
3.00	0.81	43	28	
2.00	0.54	96	62	
1.00	0.27	385	248	
H[m]	D[m]	Max lux	Med lux	Alpha=7.7°+7.7°

5.00	3.07	15	10	
4.00	2.46	24	15	
3.00	1.84	43	28	
2.00	1.23	96	62	
1.00	0.61	385	248	
H[m]	D[m]	Max lux	Med lux	Beta=17.1°+17.1°