

Luminaire

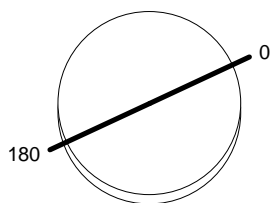
Code 0762010A+0781020A
 Name TOLOMEO MEGA LED BODY DIMM/CABLE + TOLOMEO MEGA DIFF.RASO 360

Measurement

Code FTS1601755
 Name TOLOMEO MEGA LED BODY DIMM/CABLE + TOLOMEO MEGA DIFF.RASO 360

Luminaire Flux	1911.58 lm	Luminaire Power	31.00 W	Efficacy	61.66 lm/W	Efficiency	100.00%
Lamps Flux	1911.58 lm	Maximum value	483.34 cd/klm	Position	C=0.00 G=0.00	CG	Rotosymmetrical
Round Luminaire Round Luminous Area	Diam. 360 mm Diam. 360 mm	Height	250 mm	Height	250 mm		
Horizontal Luminous Area Emitting area on Plane 0° Emitting area on Plane 90°	0.101788 m2 0.090000 m2 0.090000 m2	Emitting area on Plane 180° Emitting area on Plane 270° Glare area at 76°	0.090000 m2 0.090000 m2 0.111951 m2				
Coordinate system	CG	Symmetry Type	Rotosymmetrical				
Date	23-09-2016	Maximum Gamma Angle	180				
Measurement Distance	0.00	Measurement Flux	1911.58 lm				
LED Flux=2914lm LED Power=25,6W Eff=65,6% EfcLed=114lm/W EfcLum=62lm/W Ra=92 SDCM=2 L70(6K)=50000h							
C.I.E.	69 88 97 90 100	D DIN 5040	B51				
F UTE	0.90 C + 0.10 T	B NBN	BZ 2 / 1.25 / BZ 3				

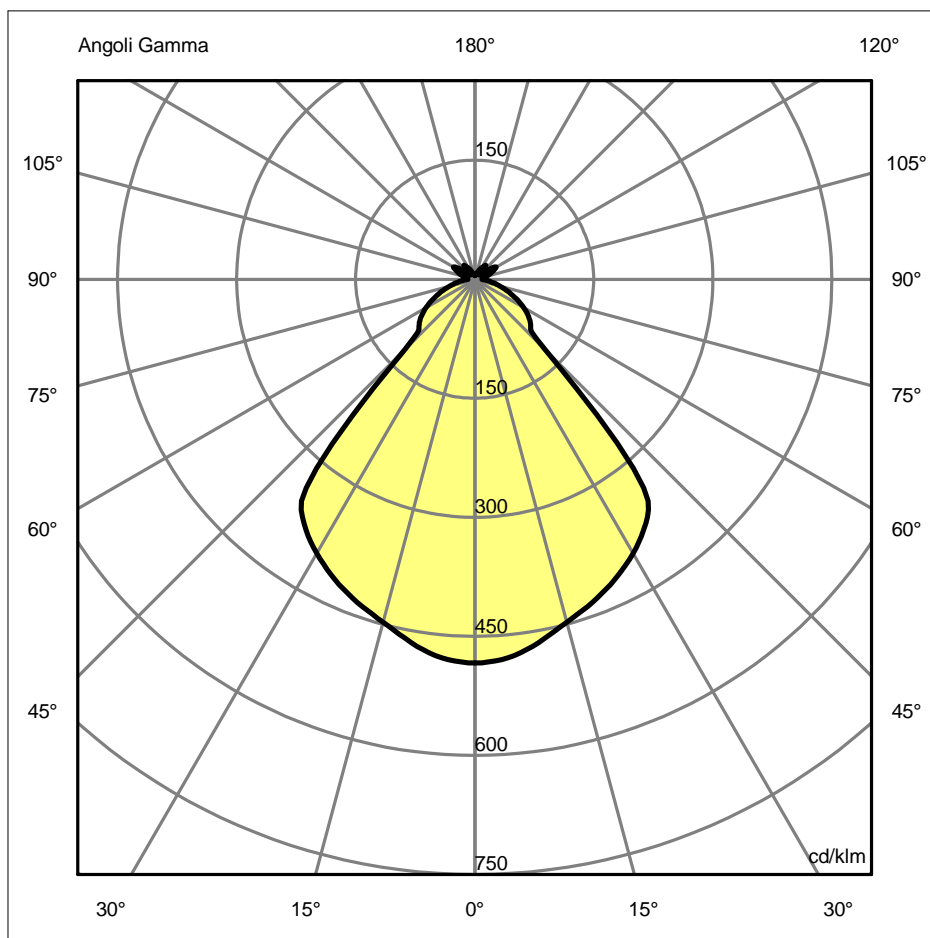
Diam=360mm



Semipiani C

180.0 ——— 0.0

ULOR 10.35 %
 DLOR 89.65 %
 RN 10.35 %



Luminaire

Code 0762010A+0781020A
 Name TOLOMEO MEGA LED BODY DIMM/CABLE + TOLOMEO MEGA DIFF.RASO 360

Measurement

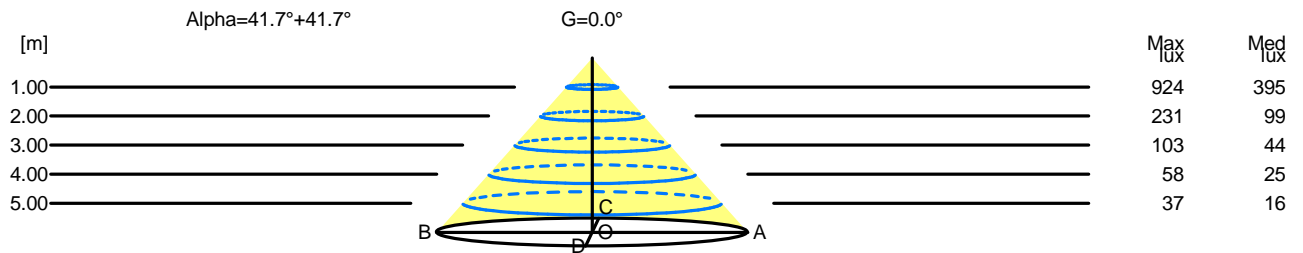
Code FTS1601755
 Name TOLOMEO MEGA LED BODY DIMM/CABLE + TOLOMEO MEGA DIFF.RASO 360

Luminaire Flux	1911.58 lm	Luminaire Power	31.00 W	Efficacy	61.66 lm/W	Efficiency	100.00%
Lamps Flux	1911.58 lm	Maximum value	483.34 cd/klm	Position	C=0.00 G=0.00	CG	Rotosymmetrical
Round Luminaire Round Luminous Area		Diam. Diam.	360 mm 360 mm	Height Height	250 mm 250 mm		
Horizontal Luminous Area Emitting area on Plane 0° Emitting area on Plane 90°		0.101788 m2 0.090000 m2 0.090000 m2		Emitting area on Plane 180° Emitting area on Plane 270° Glare area at 76°		0.090000 m2 0.090000 m2 0.111951 m2	
Coordinate system Date Measurement Distance		CG 23-09-2016 0.00		Symmetry Type Maximum Gamma Angle Measurement Flux		Rotosymmetrical 180 1911.58 lm	
LED Flux=2914lm LED Power=25,6W Eff=65,6% EfcLed=114lm/W EfcLum=62lm/W Ra=92 SDCM=2 L70(6K)=50000h							
C.I.E. F UTE	69 88 97 90 100 0.90 C + 0.10 T			D DIN 5040 B NBN		B51 BZ 2 / 1.25 / BZ 3	

Width at 50.00 % of Max Intensity

H[m]	1.00	2.00	3.00	4.00	5.00	H[m]	1.00	2.00	3.00	4.00	5.00
OA	0.89	1.78	2.68	3.57	4.46	OC	0.89	1.78	2.68	3.57	4.46
OB	0.89	1.78	2.68	3.57	4.46	OD	0.89	1.78	2.68	3.57	4.46

	Luminous Intensities [cd/klm]									
	0	5	15	25	35	45	55	65	75	85
OA	923.95	914.84	854.82	797.63	717.71	238.89	158.55	109.69	62.71	28.20
OB	923.95	914.84	854.82	797.63	717.71	238.89	158.55	109.69	62.71	28.20
OC	923.95	914.84	854.82	797.63	717.71	238.89	158.55	109.69	62.71	28.20
OD	923.95	914.84	854.82	797.63	717.71	238.89	158.55	109.69	62.71	28.20



H[m]	D[m]	Max lux	Med lux	Alpha=41.7°+41.7°	G=0.0
1.00	1.78	924	395		
2.00	3.57	231	99		
3.00	5.35	103	44		
4.00	7.13	58	25		
5.00	8.92	37	16		

Luminaire

Code 0762010A+0781020A
 Name TOLOMEO MEGA LED BODY DIMM/CABLE + TOLOMEO MEGA DIFF.RASO 360

Measurement

Code FTS1601755
 Name TOLOMEO MEGA LED BODY DIMM/CABLE + TOLOMEO MEGA DIFF.RASO 360

Luminaire Flux	1911.58 lm	Luminaire Power	31.00 W	Efficacy	61.66 lm/W	Efficiency	100.00%
Lamps Flux	1911.58 lm	Maximum value	483.34 cd/klm	Position	C=0.00 G=0.00	CG	Rotosymmetrical

UGR
 S = 0.250

Reflectancies										
Ceiling/Cavity	0.7	0.7	0.5	0.5	0.3	0.7	0.7	0.5	0.5	0.3
Walls	0.5	0.3	0.5	0.3	0.3	0.5	0.3	0.5	0.3	0.3
WorkingPlane	0.2	0.2	0.2	0.2	0.2	0.2	0.2	0.2	0.2	0.2
RoomDimensions	ViewedCrosswise					ViewedEndwise				
x=2H y=2H	12.1	13.0	12.5	13.4	13.8	12.1	13.0	12.5	13.4	13.8
x=2H y=3H	12.8	13.6	13.2	14.0	14.5	12.8	13.6	13.2	14.0	14.5
x=2H y=4H	13.0	13.8	13.5	14.3	14.8	13.0	13.8	13.5	14.3	14.8
x=2H y=6H	13.2	14.0	13.7	14.4	14.9	13.2	14.0	13.7	14.4	14.9
x=2H y=8H	13.3	14.0	13.8	14.5	15.0	13.3	14.0	13.8	14.5	15.0
x=2H y=12H	13.3	14.0	13.9	14.5	15.0	13.3	14.0	13.9	14.5	15.0
x=4H y=2H	12.3	13.1	12.8	13.6	14.0	12.3	13.1	12.8	13.6	14.0
x=4H y=3H	13.2	13.9	13.7	14.4	14.9	13.2	13.9	13.7	14.4	14.9
x=4H y=4H	13.6	14.2	14.1	14.7	15.3	13.6	14.2	14.1	14.7	15.3
x=4H y=6H	13.9	14.4	14.5	15.0	15.6	13.9	14.4	14.5	15.0	15.6
x=4H y=8H	14.0	14.5	14.6	15.0	15.7	14.0	14.5	14.6	15.0	15.7
x=4H y=12H	14.1	14.5	14.7	15.1	15.7	14.1	14.5	14.7	15.1	15.7
x=8H y=4H	13.7	14.2	14.3	14.8	15.4	13.7	14.2	14.3	14.8	15.4
x=8H y=6H	14.1	14.5	14.8	15.1	15.8	14.1	14.5	14.8	15.1	15.8
x=8H y=8H	14.3	14.6	14.9	15.2	15.9	14.3	14.6	14.9	15.2	15.9
x=8H y=12H	14.5	14.7	15.1	15.4	16.1	14.5	14.7	15.1	15.4	16.1
x=12H y=4H	13.7	14.1	14.3	14.7	15.4	13.7	14.1	14.3	14.7	15.4
x=12H y=6H	14.2	14.5	14.8	15.1	15.8	14.2	14.5	14.8	15.1	15.8
x=12H y=8H	14.4	14.6	15.0	15.3	16.0	14.4	14.6	15.0	15.3	16.0