

## Luminaire

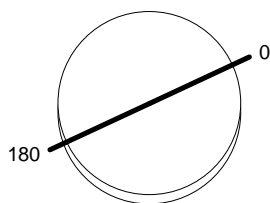
Code 0761030A+0772010A  
 Name TOLOMEO MEGA LED BODY BLACK/DIMM + TOLOMEO MEGA TESSUTO NRO 320

## Measurerm.

Code FTS1601762  
 Name TOLOMEO MEGA LED BODY BLACK/DIMM + TOLOMEO MEGA TESSUTO NRO 320

Luminaire Flux	1690.12 lm	Luminaire Power	31.00 W	Efficacy	54.52 lm/W	Efficiency	100.00%
Lamps Flux	1690.12 lm	Maximum value	485.09 cd/klm	Position	C=0.00 G=0.00	CG	Rotosymmetrical
Round Luminaire		Diam.	320 mm	Height	220 mm		
Round Luminous Area		Diam.	320 mm	Height	0 mm		
Horizontal Luminous Area		0.080425 m2		Emitting area on Plane 180°		0.000000 m2	
Emitting area on Plane 0°		0.000000 m2		Emitting area on Plane 270°		0.000000 m2	
Emitting area on Plane 90°		0.000000 m2		Glare area at 76°		0.019457 m2	
Coordinate system		CG		Symmetry Type		Rotosymmetrical	
Date		20-09-2016		Maximum Gamma Angle		180	
Measurement Distance		0.00		Measurement Flux		1690.12 lm	
LED Flux=2914lm LED Power=25,6W Eff=58% EfcLed=114lm/W EfcLum=55lm/W Ra=92 SDCM=2 L70(6K)=50000h							
C.I.E.	71 91 98 95 100			D DIN 5040	A61		
F UTE	0.95 B + 0.05 T			B NBN	BZ 2		

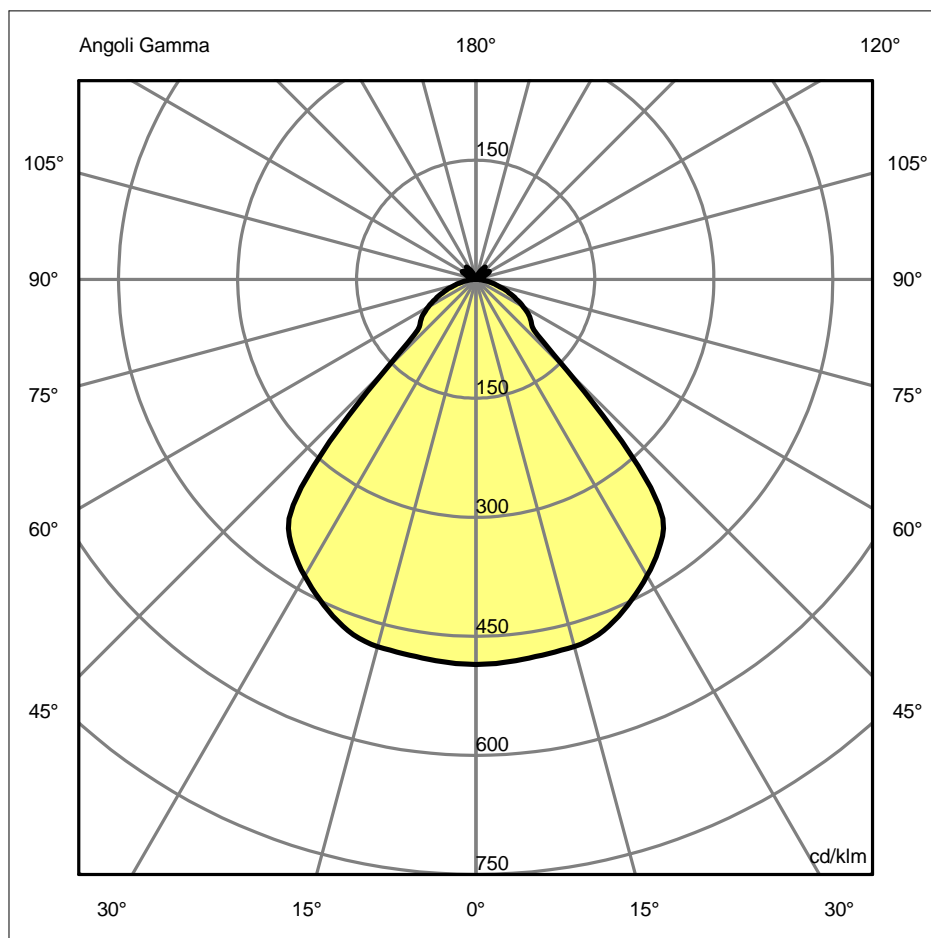
Diam=320mm



Semipiani C

180.0 ——— 0.0

ULOR 5.50 %  
 DLOR 94.50 %  
 RN 5.50 %



## Luminaire

Code 0761030A+0772010A  
 Name TOLOMEO MEGA LED BODY BLACK/DIMM + TOLOMEO MEGA TESSUTO NRO 320

## Measurerm.

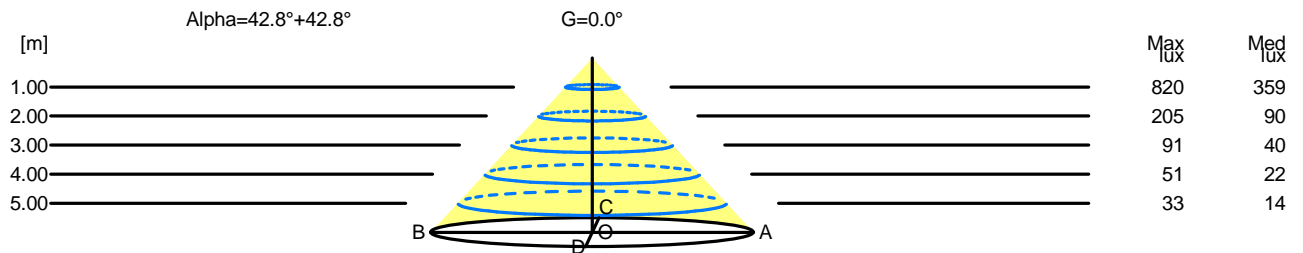
Code FTS1601762  
 Name TOLOMEO MEGA LED BODY BLACK/DIMM + TOLOMEO MEGA TESSUTO NRO 320

Luminaire Flux	1690.12 lm	Luminaire Power	31.00 W	Efficacy	54.52 lm/W	Efficiency	100.00%
Lamps Flux	1690.12 lm	Maximum value	485.09 cd/klm	Position	C=0.00 G=0.00	CG	Rotosymmetrical
Round Luminaire Round Luminous Area		Diam. Diam.	320 mm 320 mm	Height Height	220 mm 0 mm		
Horizontal Luminous Area Emitting area on Plane 0° Emitting area on Plane 90°		0.080425 m2 0.000000 m2 0.000000 m2		Emitting area on Plane 180° Emitting area on Plane 270° Glare area at 76°		0.000000 m2 0.000000 m2 0.019457 m2	
Coordinate system Date Measurement Distance		CG 20-09-2016 0.00		Symmetry Type Maximum Gamma Angle Measurement Flux		Rotosymmetrical 180 1690.12 lm	
LED Flux=2914lm LED Power=25,6W Eff=58% EfcLed=114lm/W EfcLum=55lm/W Ra=92 SDCM=2 L70(6K)=50000h							
C.I.E. F UTE	71 91 98 95 100 0.95 B + 0.05 T			D DIN 5040 B NBN	A61 BZ 2		

### Width at 50.00 % of Max Intensity

H[m]	1.00	2.00	3.00	4.00	5.00	H[m]	1.00	2.00	3.00	4.00	5.00
OA	0.93	1.85	2.78	3.71	4.63	OC	0.93	1.85	2.78	3.71	4.63
OB	0.93	1.85	2.78	3.71	4.63	OD	0.93	1.85	2.78	3.71	4.63

	Luminous Intensities [ cd/klm]									
	0	5	15	25	35	45	55	65	75	85
OA	819.85	817.41	809.52	765.52	686.25	275.72	139.91	91.19	44.88	11.24
OB	819.85	817.41	809.52	765.52	686.25	275.72	139.91	91.19	44.88	11.24
OC	819.85	817.41	809.52	765.52	686.25	275.72	139.91	91.19	44.88	11.24
OD	819.85	817.41	809.52	765.52	686.25	275.72	139.91	91.19	44.88	11.24



H[m]	D[m]	Max lux	Med lux	Alpha=42.8°+42.8°	G=0.0
1.00	1.85	820	359		
2.00	3.71	205	90		
3.00	5.56	91	40		
4.00	7.41	51	22		
5.00	9.26	33	14		

**Luminaire**

Code 0761030A+0772010A  
 Name TOLOMEO MEGA LED BODY BLACK/DIMM + TOLOMEO MEGA TESSUTO NRO 320

**Measurement**

Code FTS1601762  
 Name TOLOMEO MEGA LED BODY BLACK/DIMM + TOLOMEO MEGA TESSUTO NRO 320

Luminaire Flux	1690.12 lm	Luminaire Power	31.00 W	Efficacy	54.52 lm/W	Efficiency	100.00%
Lamps Flux	1690.12 lm	Maximum value	485.09 cd/klm	Position	C=0.00 G=0.00	CG	Rotosymmetrical

**UGR**  
 S = 0.250

Reflectancies										
Ceiling/Cavity	0.7	0.7	0.5	0.5	0.3	0.7	0.7	0.5	0.5	0.3
Walls	0.5	0.3	0.5	0.3	0.3	0.5	0.3	0.5	0.3	0.3
WorkingPlane	0.2	0.2	0.2	0.2	0.2	0.2	0.2	0.2	0.2	0.2
RoomDimensions	ViewedCrosswise					ViewedEndwise				
x=2H y=2H	15.4	16.4	15.8	16.7	17.0	15.4	16.4	15.8	16.7	17.0
x=2H y=3H	16.3	17.2	16.7	17.5	17.9	16.3	17.2	16.7	17.5	17.9
x=2H y=4H	16.6	17.4	17.0	17.8	18.2	16.6	17.4	17.0	17.8	18.2
x=2H y=6H	16.9	17.6	17.3	18.0	18.4	16.9	17.6	17.3	18.0	18.4
x=2H y=8H	17.0	17.7	17.4	18.1	18.5	17.0	17.7	17.4	18.1	18.5
x=2H y=12H	17.0	17.7	17.5	18.1	18.5	17.0	17.7	17.5	18.1	18.5
x=4H y=2H	15.8	16.6	16.2	17.0	17.3	15.8	16.6	16.2	17.0	17.3
x=4H y=3H	16.8	17.5	17.3	17.9	18.4	16.8	17.5	17.3	17.9	18.4
x=4H y=4H	17.3	17.9	17.8	18.3	18.8	17.3	17.9	17.8	18.3	18.8
x=4H y=6H	17.7	18.2	18.2	18.6	19.1	17.7	18.2	18.2	18.6	19.1
x=4H y=8H	17.8	18.3	18.3	18.7	19.3	17.8	18.3	18.3	18.7	19.3
x=4H y=12H	17.9	18.3	18.4	18.8	19.3	17.9	18.3	18.4	18.8	19.3
x=8H y=4H	17.5	18.0	18.0	18.4	19.0	17.5	18.0	18.0	18.4	19.0
x=8H y=6H	18.0	18.3	18.5	18.9	19.4	18.0	18.3	18.5	18.9	19.4
x=8H y=8H	18.2	18.5	18.7	19.0	19.6	18.2	18.5	18.7	19.0	19.6
x=8H y=12H	18.3	18.6	18.9	19.1	19.7	18.3	18.6	18.9	19.1	19.7
x=12H y=4H	17.5	17.9	18.0	18.4	18.9	17.5	17.9	18.0	18.4	18.9
x=12H y=6H	18.0	18.3	18.6	18.9	19.5	18.0	18.3	18.6	18.9	19.5
x=12H y=8H	18.2	18.5	18.8	19.0	19.6	18.2	18.5	18.8	19.0	19.6