

## Luminaire

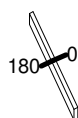
Code 0678510A  
Name TALAK PROFESSIONAL MORSETTO COMPLETA

## Measurement

Code FTS1700151-A  
Name TALAK PROFESSIONAL MORSETTO COMPLETA

Luminaire Flux	1065 lm	Luminaire Power	12.0 W	Efficacy	88.724 lm/W	Efficiency	100.00%
Source Flux	1065 lm	Maximum value	358.92 cd/klm	Position	C=0.00 G=0.00	CG	Rotosymmetrical
Rectangular Luminaire		Length	710 mm	Width	27 mm	Height	20 mm
Rectangular Luminous Area		Length	610 mm	Width	23 mm	Height	0 mm
Horizontal Luminous Area		0.014030 m2		Emitting area on Plane 180°		0.000000 m2	
Emitting area on Plane 0°		0.000000 m2		Emitting area on Plane 270°		0.000000 m2	
Emitting area on Plane 90°		0.000000 m2		Glare area at 76°		0.003394 m2	
Coordinate system		CG		Symmetry Type		Rotosymmetrical	
Date		23-12-2021		Maximum Gamma Angle		180	
Measurement Distance		0.00		Measurement Flux		1065 lm	
LED Flux=1340lm LED Power=8W Eff=79% EfcLed=159lm/W EfcLum=89lm/W CCT=3000K Ra=90 R9=50 SDCM=3 L70(6K)=50000h							
C.I.E.	48 79 96 100 100			D DIN 5040	A30		
F UTE	1.00 E			B NBN	BZ 4		

710mm x 27mm



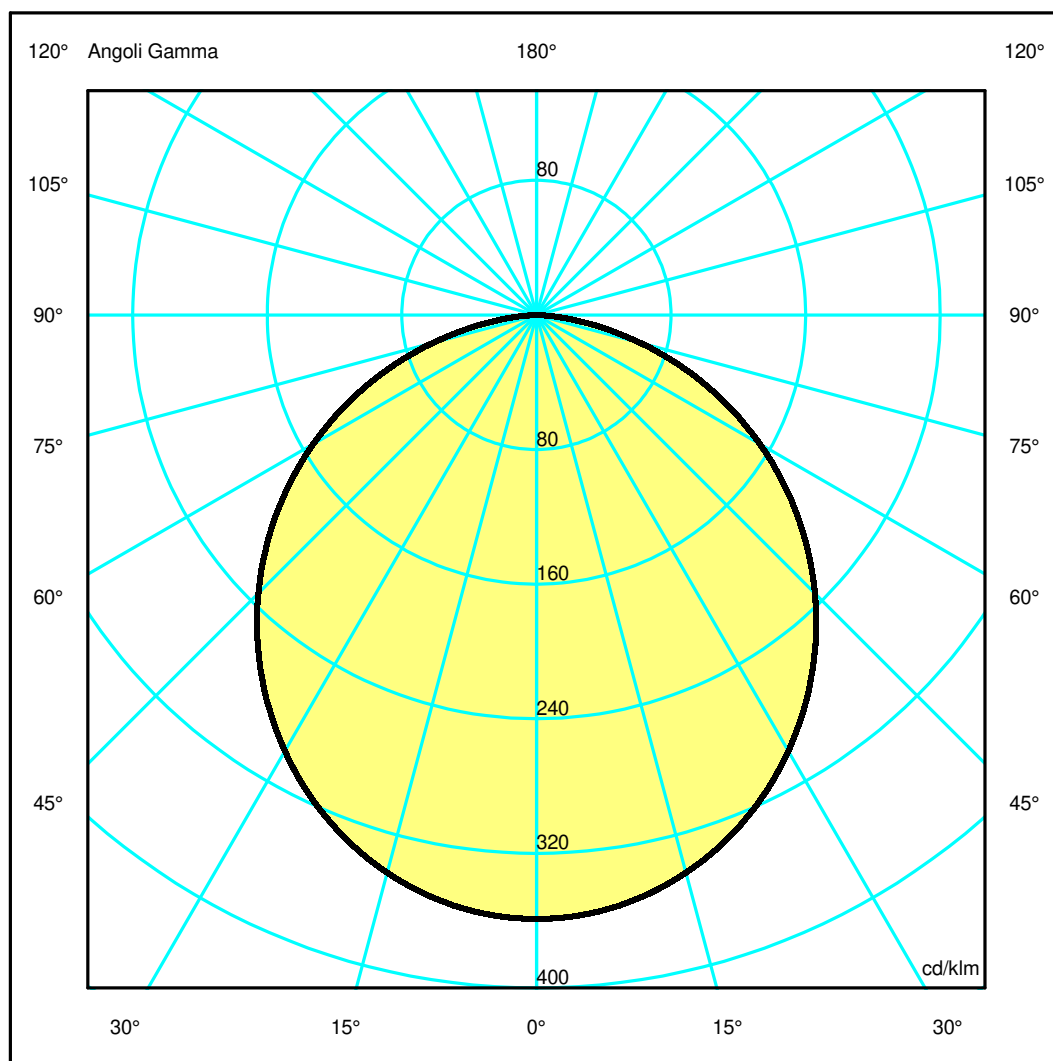
Semipiani C

180.0 ——— 0.0

ULOR 0.01 %

DLOR 99.99 %

RN 0.01 %



## Luminaire

Code 0678510A  
Name TALAK PROFESSIONAL MORSETTO COMPLETA

## Measurerm.

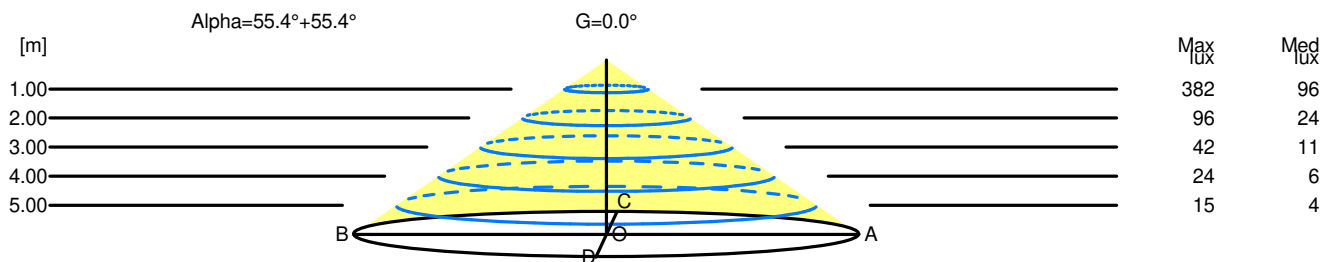
Code FTS1700151-A  
Name TALAK PROFESSIONAL MORSETTO COMPLETA

Luminaire Flux	1065 lm	Luminaire Power	12.0 W	Efficacy	88.724 lm/W	Efficiency	100.00%
Source Flux	1065 lm	Maximum value	358.92 cd/klm	Position	C=0.00 G=0.00	CG	Rotosymmetrical
Rectangular Luminaire		Length	710 mm	Width	27 mm	Height	20 mm
Rectangular Luminous Area		Length	610 mm	Width	23 mm	Height	0 mm
Horizontal Luminous Area		0.014030 m2		Emitting area on Plane 180°		0.000000 m2	
Emitting area on Plane 0°		0.000000 m2		Emitting area on Plane 270°		0.000000 m2	
Emitting area on Plane 90°		0.000000 m2		Glare area at 76°		0.003394 m2	
Coordinate system		CG		Symmetry Type		Rotosymmetrical	
Date		23-12-2021		Maximum Gamma Angle		180	
Measurement Distance		0.00		Measurement Flux		1065 lm	
LED Flux=1340lm LED Power=8W Eff=79% EfcLed=159lm/W EfcLum=89lm/W CCT=3000K Ra=90 R9=50 SDCM=3 L70(6K)=50000h							
C.I.E.	48 79 96 100 100			D DIN 5040	A30		
F UTE	1.00 E			B NBN	BZ 4		

Width at 50.00 % of Max Intensity

H[m]	1.00	2.00	3.00	4.00	5.00	H[m]	1.00	2.00	3.00	4.00	5.00
OA	1.45	2.90	4.35	5.80	7.24	OC	1.45	2.90	4.35	5.80	7.24
OB	1.45	2.90	4.35	5.80	7.24	OD	1.45	2.90	4.35	5.80	7.24

	Luminous Intensities [ cd/klm ]									
	0	5	15	25	35	45	55	65	75	85
OA	382.14	380.28	365.37	337.16	297.62	249.10	193.33	132.06	67.94	13.22
OB	382.14	380.28	365.37	337.16	297.62	249.10	193.33	132.06	67.94	13.22
OC	382.14	380.28	365.37	337.16	297.62	249.10	193.33	132.06	67.94	13.22
OD	382.14	380.28	365.37	337.16	297.62	249.10	193.33	132.06	67.94	13.22



H[m]	D[m]	Max lux	Med lux	Alpha=55.4°+55.4°	G=0.0
1.00	2.90	382	96		
2.00	5.80	96	24		
3.00	8.69	42	11		
4.00	11.59	24	6		
5.00	14.49	15	4		