

Luminaire

Code DOI4600B03
Name DECOMPOSE' LIGHT CEILING - ORANGE

Measurerm.

Code FTS1602069
Name DECOMPOSE' LIGHT CEILING - ORANGE

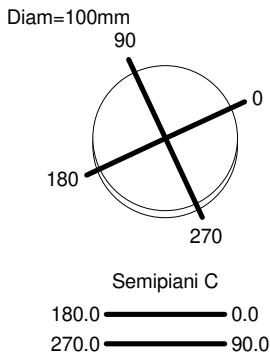
Luminaire Flux	911 lm	Luminaire Power	13.0 W	Efficacy	70.062 lm/W	Efficiency	59.88%
Source Flux	1521 lm	Maximum value	3121.43 cd/klm	Position	C=45.00 G=2.00	CG	Asymmetrical
Round Luminaire		Diam.	100 mm	Height	600 mm		
Round Luminous Area		Diam.	100 mm	Height	0 mm		
Horizontal Luminous Area			0.007854 m2	Emitting area on Plane 180°			0.000000 m2
Emitting area on Plane 0°			0.000000 m2	Emitting area on Plane 270°			0.000000 m2
Emitting area on Plane 90°			0.000000 m2	Glare area at 76°			0.001900 m2
Coordinate system		CG		Symmetry Type		Asymmetrical	
Date		16-12-2021		Maximum Gamma Angle		180	
Measurement Distance		0.00		Measurement Flux		1521 lm	

Lamping=LED 1x13W (E27) CCT=2700K CRI=80

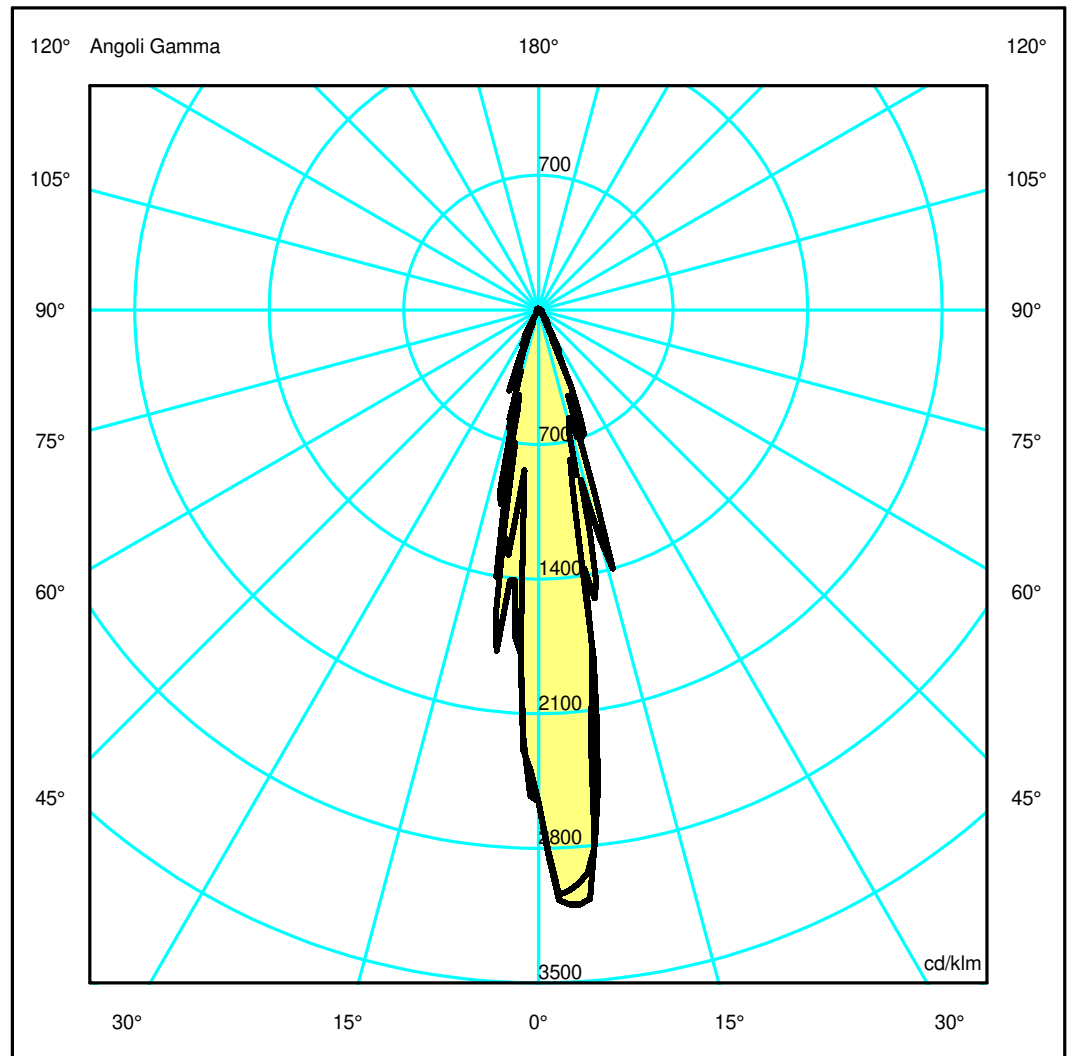
C.I.E. 89 95 98 94 60
F UTE 0.56 A + 0.04 T

D DIN 5040
B NBN

A61
BZ 1



ULOR 3.60 %
DLOR 56.28 %
RN 6.02 %



Luminaire

Code DOI4600B03
Name DECOMPOSE' LIGHT CEILING - ORANGE

Measurerm.

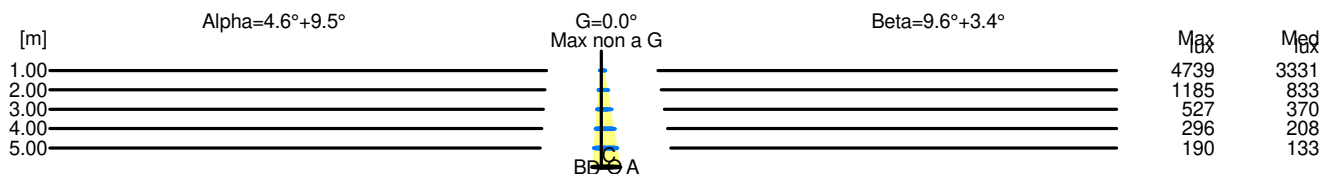
Code FTS1602069
Name DECOMPOSE' LIGHT CEILING - ORANGE

Luminaire Flux	911 lm	Luminaire Power	13.0 W	Efficacy	70.062 lm/W	Efficiency	59.88%
Source Flux	1521 lm	Maximum value	3121.43 cd/klm	Position	C=45.00 G=2.00	CG	Asymmetrical
Round Luminaire		Diam.	100 mm	Height	600 mm		
Round Luminous Area		Diam.	100 mm	Height	0 mm		
Horizontal Luminous Area		0.007854 m2		Emitting area on Plane 180°		0.000000 m2	
Emitting area on Plane 0°		0.000000 m2		Emitting area on Plane 270°		0.000000 m2	
Emitting area on Plane 90°		0.000000 m2		Glare area at 76°		0.001900 m2	
Coordinate system		CG		Symmetry Type		Asymmetrical	
Date		16-12-2021		Maximum Gamma Angle		180	
Measurement Distance		0.00		Measurement Flux		1521 lm	
Lamping=LED 1x13W (E27) CCT=2700K CRI=80							
C.I.E.	89 95 98 94 60			D DIN 5040	A61		
F UTE	0.56 A + 0.04 T			B NBN	BZ 1		

Width at 50.00 % of Max Intensity

H[m]	1.00	2.00	3.00	4.00	5.00	H[m]	1.00	2.00	3.00	4.00	5.00
OA	0.17	0.33	0.50	0.67	0.83	OC	0.17	0.34	0.51	0.68	0.85
OB	0.08	0.16	0.24	0.32	0.40	OD	0.06	0.12	0.18	0.24	0.30

	Luminous Intensities [cd/klm]									
	0	5	15	25	35	45	55	65	75	85
OA	3888.47	4468.85	924.40	366.45	68.32	54.39	35.67	27.77	22.64	12.07
OB	3888.47	2144.96	826.87	303.30	36.13	27.29	22.81	19.17	13.35	9.46
OC	3888.47	4674.85	1858.09	258.14	123.61	39.54	30.97	18.36	10.46	8.17
OD	3888.47	1270.54	895.35	174.13	26.37	20.27	19.50	16.95	10.95	8.31



H[m]	D[m]	Max lux	Med lux	Alpha=4.6°+9.5°	G=0.0 Max non a G
1.00	0.25	4739	3331		
2.00	0.50	1185	833		
3.00	0.74	527	370		
4.00	0.99	296	208		
5.00	1.24	190	133		

H[m]	D[m]	Max lux	Med lux	Beta=3.4°+9.6°	G=0.0 Max non a G
1.00	0.23	4739	3331		
2.00	0.46	1185	833		
3.00	0.69	527	370		
4.00	0.92	296	208		
5.00	1.15	190	133		