

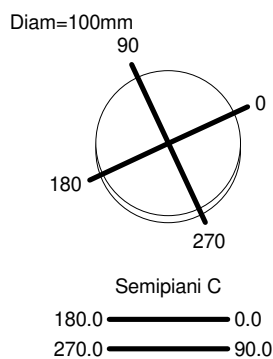
Luminaire

Code DOI4600A80
Name DECOMPOSE' LIGHT SUSPENSION - FUME'

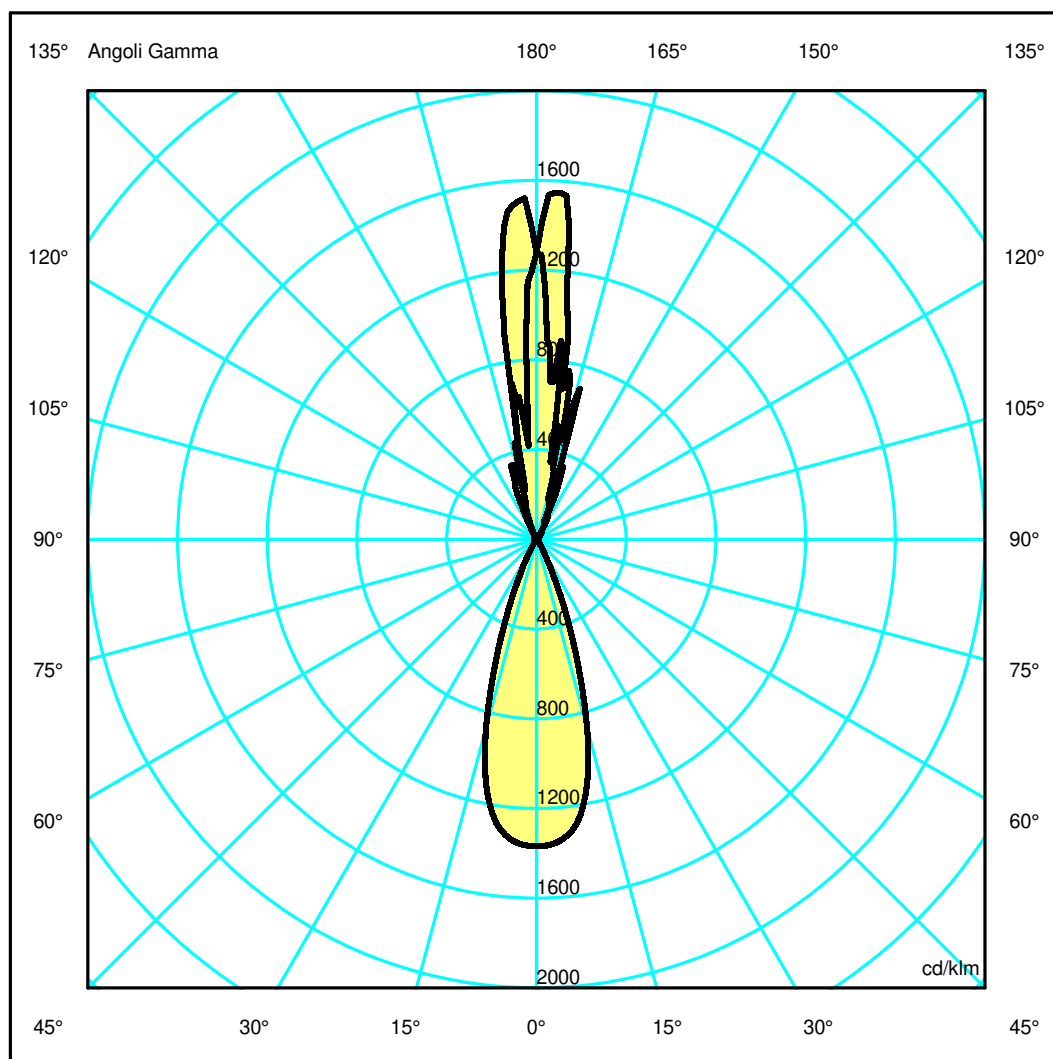
Measurerm.

Code FTS1602077-B
Name DECOMPOSE' LIGHT SUSPENSION - FUME'

Luminaire Flux	1662 lm	Luminaire Power	15.6 W	Efficacy	106.508 lm/W	Efficiency	78.75%
Source Flux	2110 lm	Maximum value	1560.72 cd/klm	Position	C=135.00 G=178.00	CG	Asymmetrical
Round Luminaire		Diam.	100 mm	Height	740 mm		
Round Luminous Area		Diam.	98 mm	Height	0 mm		
Horizontal Luminous Area			0.007543 m2	Emitting area on Plane 180°			0.000000 m2
Emitting area on Plane 0°			0.000000 m2	Emitting area on Plane 270°			0.000000 m2
Emitting area on Plane 90°			0.000000 m2	Glare area at 76°			0.001825 m2
Coordinate system		CG		Symmetry Type		Asymmetrical	
Date		30-01-2023		Maximum Gamma Angle		180	
Measurement Distance		0.00		Measurement Flux		2110 lm	
Lamping=LED 2x7.8W (E27) CCT=2700K CRI=90							
C.I.E.	92 96 99 64 79			D DIN 5040		B61	
F UTE	0.51 A + 0.28 T			B NBN		BZ 1	



ULOR 28.14 %
DLOR 50.60 %
RN 35.74 %



Luminaire

Code DOI4600A80
Name DECOMPOSE' LIGHT SUSPENSION - FUME'

Measur.

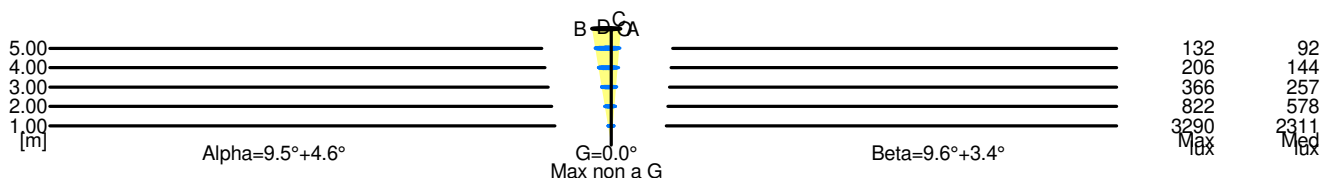
Code FTS1602077-B
Name DECOMPOSE' LIGHT SUSPENSION - FUME'

Luminaire Flux	1662 lm	Luminaire Power	15.6 W	Efficacy	106.508 lm/W	Efficiency	78.75%
Source Flux	2110 lm	Maximum value	1560.72 cd/klm	Position	C=135.00 G=178.00	CG	Asymmetrical
Round Luminaire		Diam.	100 mm	Height	740 mm		
Round Luminous Area		Diam.	98 mm	Height	0 mm		
Horizontal Luminous Area			0.007543 m2	Emitting area on Plane 180°			0.000000 m2
Emitting area on Plane 0°			0.000000 m2	Emitting area on Plane 270°			0.000000 m2
Emitting area on Plane 90°			0.000000 m2	Glare area at 76°			0.001825 m2
Coordinate system		CG		Symmetry Type			Asymmetrical
Date		30-01-2023		Maximum Gamma Angle			180
Measurement Distance		0.00		Measurement Flux			2110 lm
Lamping=LED 2x7.8W (E27) CCT=2700K CRI=90							
C.I.E.	92 96 99 64 79			D DIN 5040	B61		
F UTE	0.51 A + 0.28 T			B NBN	BZ 1		

Width at 50.00 % of Max Intensity

H[m]	1.00	2.00	3.00	4.00	5.00	H[m]	1.00	2.00	3.00	4.00	5.00
OA	0.08	0.16	0.24	0.32	0.40	OC	0.17	0.34	0.51	0.68	0.85
OB	0.17	0.33	0.50	0.67	0.83	OD	0.06	0.12	0.18	0.24	0.30

	Luminous Intensities [cd/klm]									
	0	5	15	25	35	45	55	65	75	85
OA	2697.13	1487.79	573.53	210.38	25.06	18.93	15.82	13.30	9.26	6.56
OB	2697.13	3099.70	641.19	254.18	47.39	37.72	24.74	19.26	15.70	8.37
OC	2697.13	3242.58	1288.82	179.05	85.74	27.43	21.48	12.74	7.26	5.67
OD	2697.13	881.27	621.03	120.78	18.29	14.06	13.52	11.76	7.59	5.76



5.00	1.24	132	92	
4.00	0.99	206	144	
3.00	0.74	366	257	
2.00	0.50	822	578	
1.00	0.25	3290	2311	
H[m]	D[m]	Max lux	Med lux	Alpha=9.5°+4.6°

5.00	1.15	132	92	
4.00	0.92	206	144	
3.00	0.69	366	257	
2.00	0.46	822	578	
1.00	0.23	3290	2311	
H[m]	D[m]	Max lux	Med lux	Beta=3.4°+9.6°