

Luminaire

Code DRL1903A00
Name 100%-MODULO SOSPENSIONE - ALLUMINIO/ARANCIO

Measurem.

Code FTS1601294
Name 100%-MODULO SOSPENSIONE - ALLUMINIO/ARANCIO

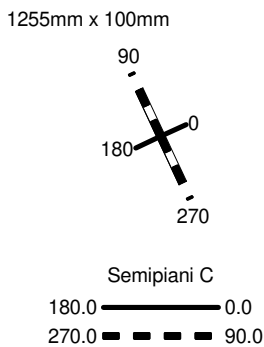
Luminaire Flux	2427.00 lm	Luminaire Power	32.00 W	Efficacy	75.84 lm/W	Efficiency	100.00%
Lamps Flux	2427.00 lm	Maximum value	284.81 cd/klm	Position	C=0.00 G=13.00	CG	Double Symmetrical
Rectangular Luminaire		Length	1255 mm	Width	100 mm	Height	5 mm
Rectangular Luminous Area		Length	400 mm	Width	5 mm	Height	0 mm
Horizontal Luminous Area	0.002000 m2			Emitting area on Plane 180°	0.000000 m2		
Emitting area on Plane 0°	0.000000 m2			Emitting area on Plane 270°	0.000000 m2		
Emitting area on Plane 90°	0.000000 m2			Glare area at 76°	0.000484 m2		
Coordinate system	CG			Symmetry Type	Double Symmetrical		
Date	12-05-2016			Maximum Gamma Angle	180		
Measurement Distance	0.00			Measurement Flux	2427.00 lm		

LED Flux=3036lm LED Power=28,5W Eff=80% EfcLed=107lm/W EfcLum=76lm/W Ra=80 SDCM=3 L70(6K)=50000

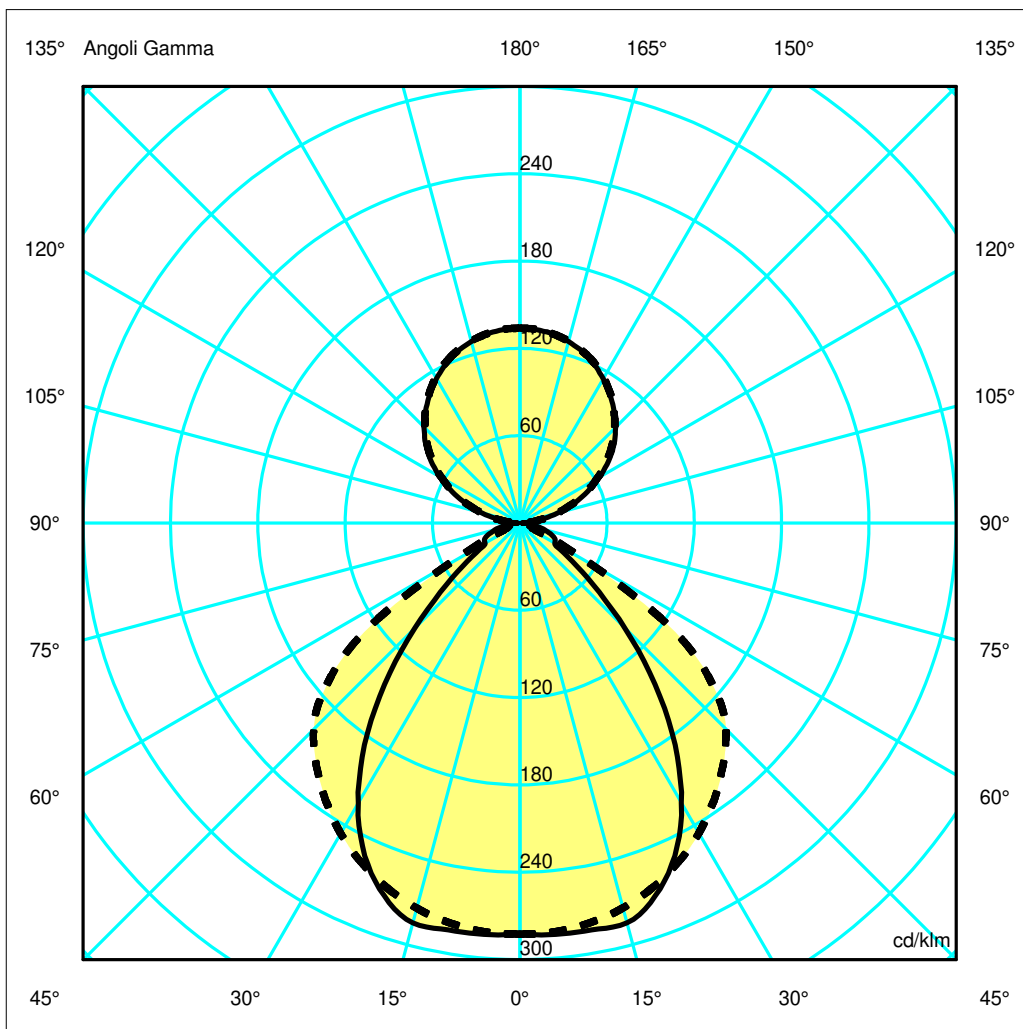
C.I.E. 63 92 98 60 100
F UTE 0.60 C + 0.40 T

D DIN 5040
B NBN

C51
BZ 3



ULOR 39.83 %
DLOR 60.17 %
RN 39.83 %



Luminaire

Code DRL1903A00
Name 100%-MODULO SOSPENSIONE - ALLUMINIO/ARANCIO

Measurerm.

Code FTS1601294
Name 100%-MODULO SOSPENSIONE - ALLUMINIO/ARANCIO

Luminaire Flux	2427.00 lm	Luminaire Power	32.00 W	Efficacy	75.84 lm/W	Efficiency	100.00%
Lamps Flux	2427.00 lm	Maximum value	284.81 cd/klm	Position	C=0.00 G=13.00	CG	Double Symmetrical
Rectangular Luminaire		Length	1255 mm	Width	100 mm	Height	5 mm
Rectangular Luminous Area		Length	400 mm	Width	5 mm	Height	0 mm
Horizontal Luminous Area	0.002000 m2			Emitting area on Plane 180°	0.000000 m2		
Emitting area on Plane 0°	0.000000 m2			Emitting area on Plane 270°	0.000000 m2		
Emitting area on Plane 90°	0.000000 m2			Glare area at 76°	0.000484 m2		
Coordinate system	CG			Symmetry Type	Double Symmetrical		
Date	12-05-2016			Maximum Gamma Angle	180		
Measurement Distance	0.00			Measurement Flux	2427.00 lm		

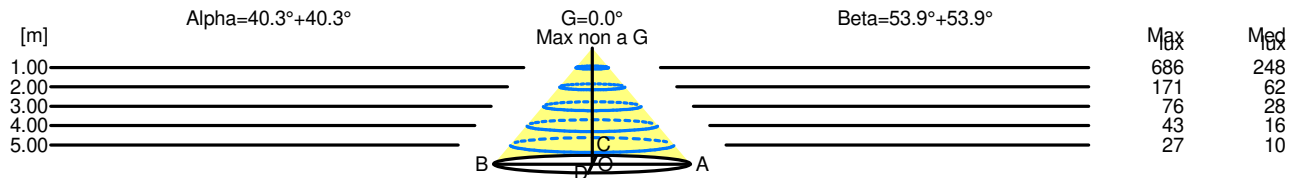
LED Flux=3036lm LED Power=28,5W Eff=80% EfcLed=107lm/W EfcLum=76lm/W Ra=80 SDCM=3 L70(6K)=50000

C.I.E.	63 92 98 60 100	D DIN 5040	C51
F UTE	0.60 C + 0.40 T	B NBN	BZ 3

Width at 50.00 % of Max Intensity

H[m]	1.00	2.00	3.00	4.00	5.00	H[m]	1.00	2.00	3.00	4.00	5.00
OA	0.85	1.69	2.54	3.39	4.23	OC	1.37	2.74	4.11	5.49	6.86
OB	0.85	1.69	2.54	3.39	4.23	OD	1.37	2.74	4.11	5.49	6.86

	Luminous Intensities [cd/klm]									
	0	5	15	25	35	45	55	65	75	85
OA	685.97	688.31	689.91	612.44	451.64	248.08	98.13	64.90	42.77	15.04
OB	685.97	688.31	689.91	612.44	451.64	248.08	98.13	64.90	42.77	15.04
OC	685.97	684.04	664.65	624.94	564.95	486.29	317.11	47.59	17.82	9.33
OD	685.97	684.04	664.65	624.94	564.95	486.29	317.11	47.59	17.82	9.33



H[m]	D[m]	Max lux	Med lux	Alpha=40.3°+40.3°	G=0.0 Max non a G
1.00	1.69	686	248		
2.00	3.39	171	62		
3.00	5.08	76	28		
4.00	6.77	43	16		
5.00	8.47	27	10		

H[m]	D[m]	Max lux	Med lux	Beta=53.9°+53.9°	G=0.0 Max non a G
1.00	2.74	686	248		
2.00	5.49	171	62		
3.00	8.23	76	28		
4.00	10.97	43	16		
5.00	13.72	27	10		