

Luminaire

Code AF05201+AF95101
 Name SHARP RECESSED TRIM 2X 6W 927 VERY WIDE FLOOD WHITE EXT.DRV + SCREEN 2X WHITE

Measurement

Code FTS1603184
 Name SHARP RECESSED TRIM 2X 6W 927 VERY WIDE FLOOD WHITE EXT.DRV + SCREEN 2X WHITE

Luminaire Flux	389 lm	Luminaire Power	5.5 W	Efficacy	70.747 lm/W	Efficiency	100.00%
Source Flux	389 lm	Maximum value	1406.35 cd/klm	Position	C=0.00 G=1.00	CG	Rotosymmetrical
Rectangular Luminaire		Length	74 mm	Width	40 mm	Height	55 mm
Rectangular Luminous Area		Length	72 mm	Width	37 mm	Height	0 mm
Horizontal Luminous Area		0.002664 m ²		Emitting area on Plane 180°		0.000000 m ²	
Emitting area on Plane 0°		0.000000 m ²		Emitting area on Plane 270°		0.000000 m ²	
Emitting area on Plane 90°		0.000000 m ²		Glare area at 76°		0.000644 m ²	
Coordinate system		CG		Symmetry Type		Rotosymmetrical	
Date		09-11-2021		Maximum Gamma Angle		180	
Measurement Distance		0.00		Measurement Flux		389 lm	

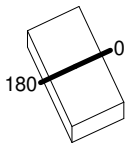
LED Flux=530lm LED Power=5.5W Eff=73% EfcLed=96lm/W EfcLum=71lm/W CCT=2700K Ra=90 R9=50 SDCM=3 L70(6K)=272160h

C.I.E. 97 99 100 100 100
 F UTE --

D DIN 5040
 B NBN

A60
 BZ 1

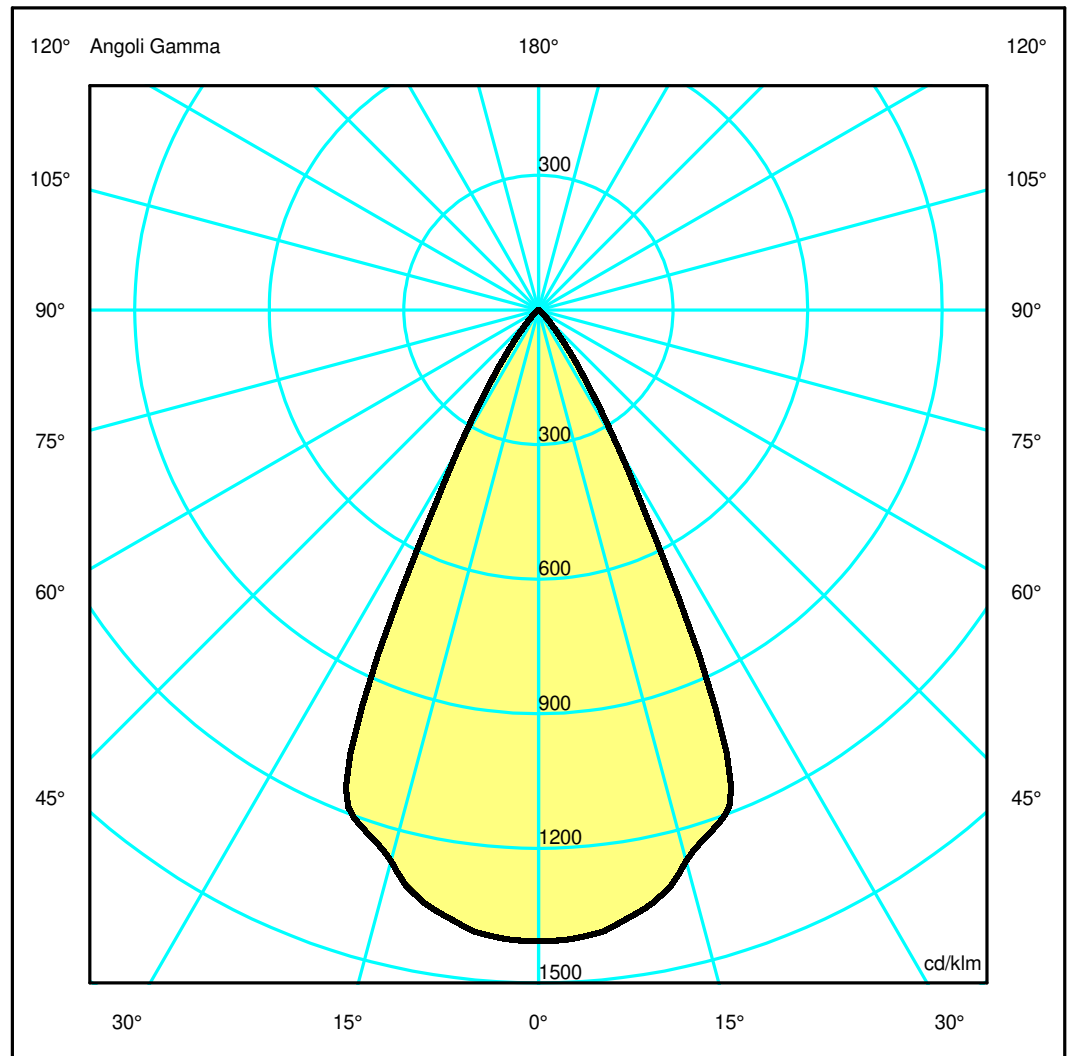
74mm x 40mm



Semipiani C

180.0 ——— 0.0

ULOR 0.00 %
 DLOR 100.00 %
 RN 0.00 %



Luminaire

Code AF05201+AF95101
 Name SHARP RECESSED TRIM 2X 6W 927 VERY WIDE FLOOD WHITE EXT.DRV + SCREEN 2X WHITE

Measurement

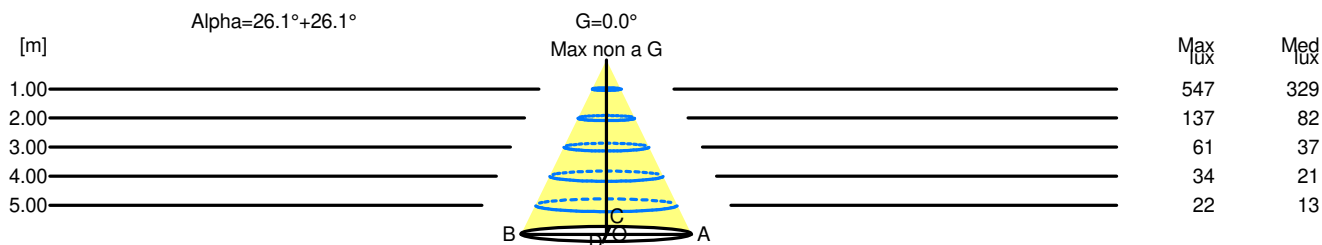
Code FTS1603184
 Name SHARP RECESSED TRIM 2X 6W 927 VERY WIDE FLOOD WHITE EXT.DRV + SCREEN 2X WHITE

Luminaire Flux	389 lm	Luminaire Power	5.5 W	Efficacy	70.747 lm/W	Efficiency	100.00%
Source Flux	389 lm	Maximum value	1406.35 cd/klm	Position	C=0.00 G=1.00	CG	Rotosymmetrical
Rectangular Luminaire		Length	74 mm	Width	40 mm	Height	55 mm
Rectangular Luminous Area		Length	72 mm	Width	37 mm	Height	0 mm
Horizontal Luminous Area		0.002664 m2		Emitting area on Plane 180°		0.000000 m2	
Emitting area on Plane 0°		0.000000 m2		Emitting area on Plane 270°		0.000000 m2	
Emitting area on Plane 90°		0.000000 m2		Glare area at 76°		0.000644 m2	
Coordinate system		CG		Symmetry Type		Rotosymmetrical	
Date		09-11-2021		Maximum Gamma Angle		180	
Measurement Distance		0.00		Measurement Flux		389 lm	
LED Flux=530lm LED Power=5.5W Eff=73% EfcLed=96lm/W EfcLum=71lm/W CCT=2700K Ra=90 R9=50 SDCM=3 L70(6K)=272160h							
C.I.E.	97 99 100 100 100			D DIN 5040	A60		
F UTE	--			B NBN	BZ 1		

Width at 50.00 % of Max Intensity

H[m]	1.00	2.00	3.00	4.00	5.00	H[m]	1.00	2.00	3.00	4.00	5.00
OA	0.49	0.98	1.47	1.96	2.45	OC	0.49	0.98	1.47	1.96	2.45
OB	0.49	0.98	1.47	1.96	2.45	OD	0.49	0.98	1.47	1.96	2.45

	Luminous Intensities [cd/klm]									
	0	5	15	25	35	45	55	65	75	85
OA	547.22	543.32	494.57	329.23	60.33	10.49	2.46	1.57	1.03	0.38
OB	547.22	543.32	494.57	329.23	60.33	10.49	2.46	1.57	1.03	0.38
OC	547.22	543.32	494.57	329.23	60.33	10.49	2.46	1.57	1.03	0.38
OD	547.22	543.32	494.57	329.23	60.33	10.49	2.46	1.57	1.03	0.38



H[m]	D[m]	Max lux	Med lux	Alpha=26.1°+26.1°	G=0.0 Max non a G
1.00	0.98	547	329		
2.00	1.96	137	82		
3.00	2.94	61	37		
4.00	3.91	34	21		
5.00	4.89	22	13		