

## Luminaire

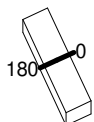
Code AF10701+AF95204  
 Name SHARP RECESSED TRIM 4X 12W 940 WIDE FLOOD WHITE EXT.DRV + SCREEN 4X BLACK

## Measurem.

Code FTS1603153  
 Name SHARP RECESSED TRIM 4X 12W 940 WIDE FLOOD WHITE EXT.DRV + SCREEN 4X BLACK

|                                                                                                     |           |                 |                |                             |               |                 |                 |
|-----------------------------------------------------------------------------------------------------|-----------|-----------------|----------------|-----------------------------|---------------|-----------------|-----------------|
| Luminaire Flux                                                                                      | 795.19 lm | Luminaire Power | 11.00 W        | Efficacy                    | 72.29 lm/W    | Efficiency      | 100.00%         |
| Lamps Flux                                                                                          | 795.19 lm | Maximum value   | 2630.91 cd/klm | Position                    | C=0.00 G=0.00 | CG              | Rotosymmetrical |
| Rectangular Luminaire                                                                               |           | Length          | 150 mm         | Width                       | 40 mm         | Height          | 55 mm           |
| Rectangular Luminous Area                                                                           |           | Length          | 148 mm         | Width                       | 37 mm         | Height          | 0 mm            |
| Horizontal Luminous Area                                                                            |           | 0.005476 m2     |                | Emitting area on Plane 180° |               | 0.000000 m2     |                 |
| Emitting area on Plane 0°                                                                           |           | 0.000000 m2     |                | Emitting area on Plane 270° |               | 0.000000 m2     |                 |
| Emitting area on Plane 90°                                                                          |           | 0.000000 m2     |                | Glare area at 76°           |               | 0.001325 m2     |                 |
| Coordinate system                                                                                   |           | CG              |                | Symmetry Type               |               | Rotosymmetrical |                 |
| Date                                                                                                |           | 16-02-2017      |                | Maximum Gamma Angle         |               | 180             |                 |
| Measurement Distance                                                                                |           | 0.00            |                | Measurement Flux            |               | 795.19 lm       |                 |
| LED Flux=1135,98lm LED Power=11W Eff=70% EfcLed=103lm/W EfcLum=72lm/W Ra=90 SDCM=2 L90(20K)=118000h |           |                 |                |                             |               |                 |                 |
| C.I.E.                                                                                              | 99        | 100             | 100            | 100                         | D DIN 5040    | A60             |                 |
| F UTE                                                                                               | --        |                 |                |                             | B NBN         | BZ 1            |                 |

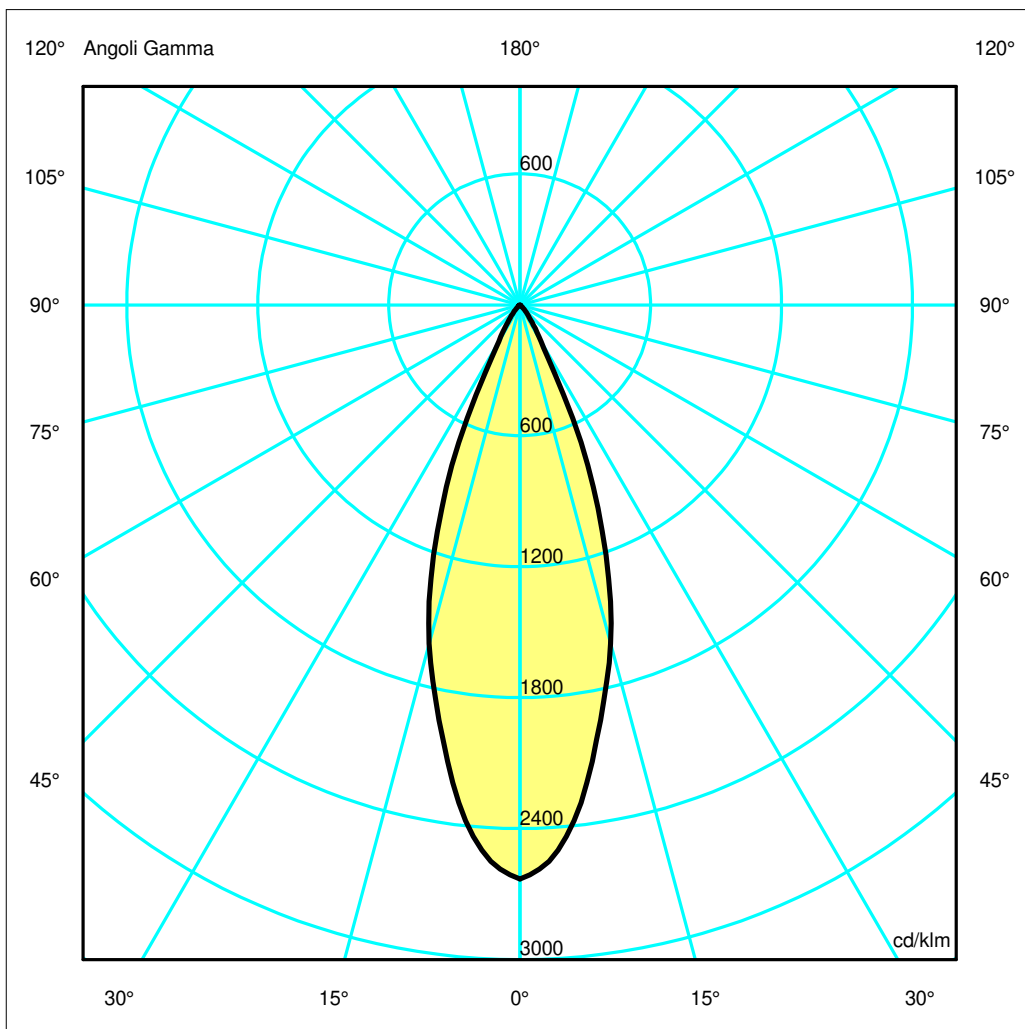
150mm x 40mm



Semipiani C

180.0 ——— 0.0

ULOR 0.00 %  
 DLOR 100.00 %  
 RN 0.00 %



## Luminaire

Code AF10701+AF95204  
 Name SHARP RECESSED TRIM 4X 12W 940 WIDE FLOOD WHITE EXT.DRV + SCREEN 4X BLACK

## Measur.

Code FTS1603153  
 Name SHARP RECESSED TRIM 4X 12W 940 WIDE FLOOD WHITE EXT.DRV + SCREEN 4X BLACK

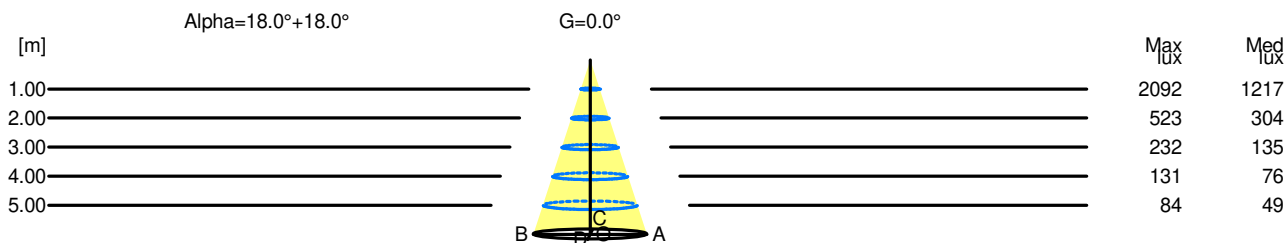
|                                                                                                     |           |                 |                |                             |               |                 |                 |
|-----------------------------------------------------------------------------------------------------|-----------|-----------------|----------------|-----------------------------|---------------|-----------------|-----------------|
| Luminaire Flux                                                                                      | 795.19 lm | Luminaire Power | 11.00 W        | Efficacy                    | 72.29 lm/W    | Efficiency      | 100.00%         |
| Lamps Flux                                                                                          | 795.19 lm | Maximum value   | 2630.91 cd/klm | Position                    | C=0.00 G=0.00 | CG              | Rotosymmetrical |
| Rectangular Luminaire                                                                               |           | Length          | 150 mm         | Width                       | 40 mm         | Height          | 55 mm           |
| Rectangular Luminous Area                                                                           |           | Length          | 148 mm         | Width                       | 37 mm         | Height          | 0 mm            |
| Horizontal Luminous Area                                                                            |           | 0.005476 m2     |                | Emitting area on Plane 180° |               | 0.000000 m2     |                 |
| Emitting area on Plane 0°                                                                           |           | 0.000000 m2     |                | Emitting area on Plane 270° |               | 0.000000 m2     |                 |
| Emitting area on Plane 90°                                                                          |           | 0.000000 m2     |                | Glare area at 76°           |               | 0.001325 m2     |                 |
| Coordinate system                                                                                   |           | CG              |                | Symmetry Type               |               | Rotosymmetrical |                 |
| Date                                                                                                |           | 16-02-2017      |                | Maximum Gamma Angle         |               | 180             |                 |
| Measurement Distance                                                                                |           | 0.00            |                | Measurement Flux            |               | 795.19 lm       |                 |
| LED Flux=1135,98lm LED Power=11W Eff=70% EfcLed=103lm/W EfcLum=72lm/W Ra=90 SDCM=2 L90(20K)=118000h |           |                 |                |                             |               |                 |                 |
| C.I.E.                                                                                              | 99        | 100             | 100            | 100                         | 100           | D DIN 5040      | A60             |
| F UTE                                                                                               | --        |                 |                |                             |               | B NBN           | BZ 1            |

### Width at 50.00 % of Max Intensity

| H[m] | 1.00 | 2.00 | 3.00 | 4.00 | 5.00 | H[m] | 1.00 | 2.00 | 3.00 | 4.00 | 5.00 |
|------|------|------|------|------|------|------|------|------|------|------|------|
| OA   | 0.33 | 0.65 | 0.98 | 1.30 | 1.63 | OC   | 0.33 | 0.65 | 0.98 | 1.30 | 1.63 |
| OB   | 0.33 | 0.65 | 0.98 | 1.30 | 1.63 | OD   | 0.33 | 0.65 | 0.98 | 1.30 | 1.63 |

### Luminous Intensities [ cd/klm]

|    | 0       | 5       | 15      | 25     | 35    | 45    | 55   | 65   | 75   | 85   |
|----|---------|---------|---------|--------|-------|-------|------|------|------|------|
| OA | 2092.07 | 1943.43 | 1277.93 | 455.58 | 77.46 | 15.60 | 1.83 | 0.25 | 0.00 | 0.00 |
| OB | 2092.07 | 1943.43 | 1277.93 | 455.58 | 77.46 | 15.60 | 1.83 | 0.25 | 0.00 | 0.00 |
| OC | 2092.07 | 1943.43 | 1277.93 | 455.58 | 77.46 | 15.60 | 1.83 | 0.25 | 0.00 | 0.00 |
| OD | 2092.07 | 1943.43 | 1277.93 | 455.58 | 77.46 | 15.60 | 1.83 | 0.25 | 0.00 | 0.00 |



| H[m] | D[m] | Max lux | Med lux | Alpha=18.0°+18.0° | G=0.0 |
|------|------|---------|---------|-------------------|-------|
| 1.00 | 0.65 | 2092    | 1217    |                   |       |
| 2.00 | 1.30 | 523     | 304     |                   |       |
| 3.00 | 1.95 | 232     | 135     |                   |       |
| 4.00 | 2.60 | 131     | 76      |                   |       |
| 5.00 | 3.25 | 84      | 49      |                   |       |