

## Luminaire

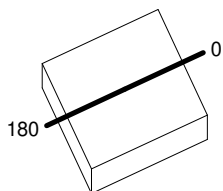
Code AF31004+AF95004  
Name SHARP SMD.1X 3W 927 FL EXD NRO+ SCREEN 1X BLACK

## Measurem.

Code FTS1901813  
Name SHARP SMD.1X 3W 927 FL EXD NRO+ SCREEN 1X BLACK

Luminaire Flux	185.62 lm	Luminaire Power	3.50 W	Efficacy	53.03 lm/W	Efficiency	100.00%
Lamps Flux	185.62 lm	Maximum value	5604.42 cd/klm	Position	C=0.00 G=0.00	CG	Rotosymmetrical
Rectangular Luminaire		Length	41 mm	Width	45 mm	Height	90 mm
Rectangular Luminous Area		Length	37 mm	Width	37 mm	Height	0 mm
Horizontal Luminous Area		0.001369 m2		Emitting area on Plane 180°		0.000000 m2	
Emitting area on Plane 0°		0.000000 m2		Emitting area on Plane 270°		0.000000 m2	
Emitting area on Plane 90°		0.000000 m2		Glare area at 76°		0.000331 m2	
Coordinate system		CG		Symmetry Type		Rotosymmetrical	
Date		21-02-2017		Maximum Gamma Angle		180	
Measurement Distance		0.00		Measurement Flux		185.62 lm	
LED Flux=249.05lm LED Power=3.5W Eff=75% EfcLed=71lm/W EfcLum=53lm/W CCT=2700K Ra=90 SDCM=2 L90(20K)=118000h							
C.I.E.	100	100	100	100	D DIN 5040	A60	
F UTE	--				B NBN	BZ 1	

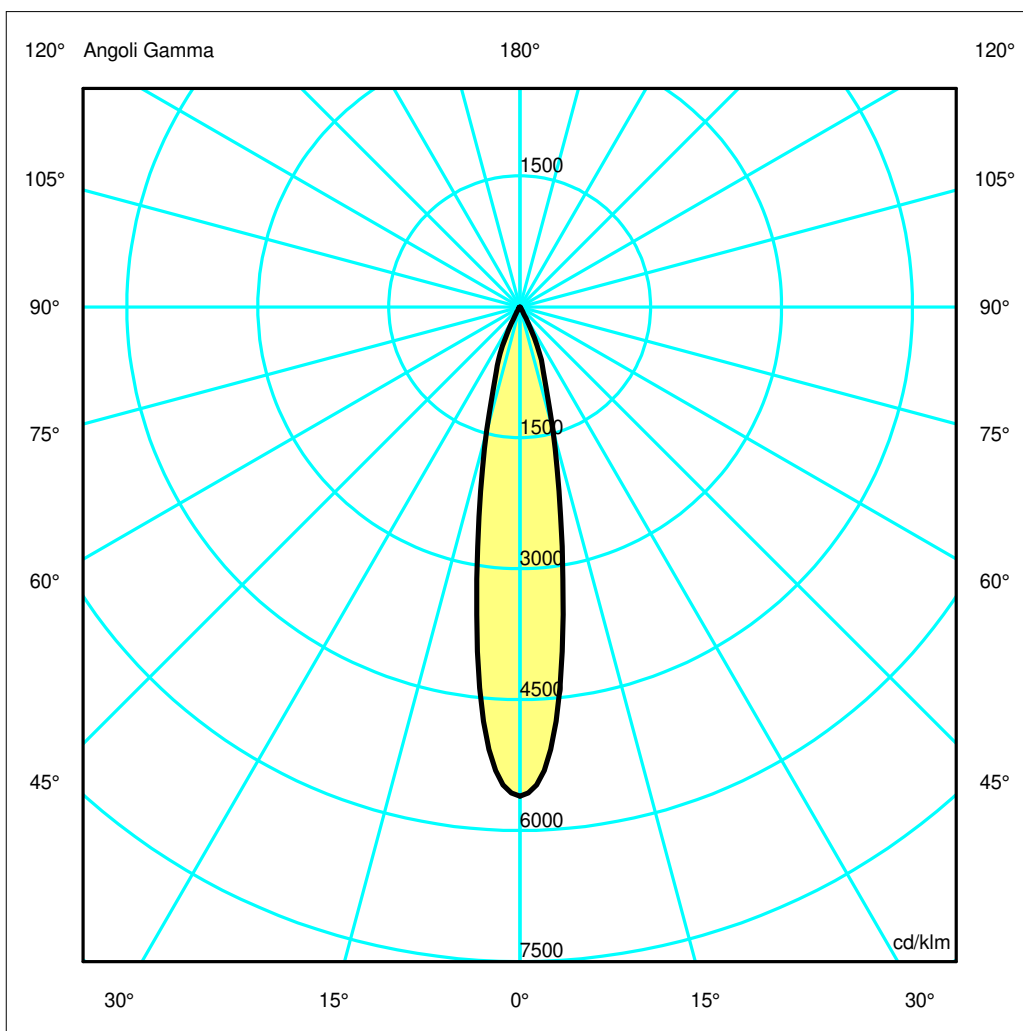
41mm x 45mm



Semipiani C

180.0 — 0.0

ULOR 0.00 %  
DLOR 100.00 %  
RN 0.00 %



## Luminaire

Code AF31004+AF95004  
Name SHARP SMD.1X 3W 927 FL EXD NRO+ SCREEN 1X BLACK

## Measur.

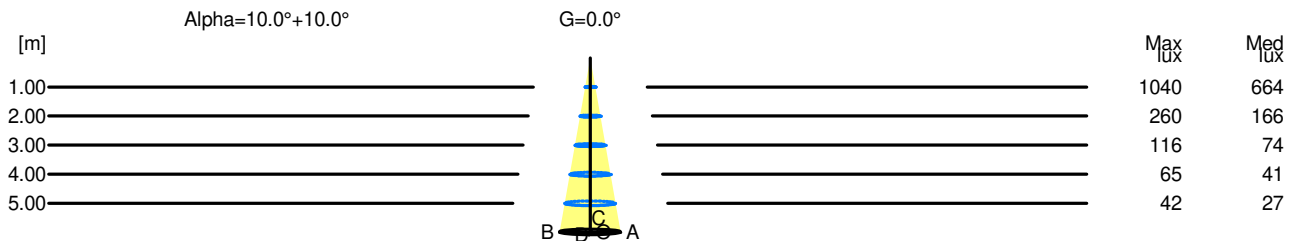
Code FTS1901813  
Name SHARP SMD.1X 3W 927 FL EXD NRO+ SCREEN 1X BLACK

Luminaire Flux	185.62 lm	Luminaire Power	3.50 W	Efficacy	53.03 lm/W	Efficiency	100.00%
Lamps Flux	185.62 lm	Maximum value	5604.42 cd/klm	Position	C=0.00 G=0.00	CG	Rotosymmetrical
Rectangular Luminaire		Length	41 mm	Width	45 mm	Height	90 mm
Rectangular Luminous Area		Length	37 mm	Width	37 mm	Height	0 mm
Horizontal Luminous Area		0.001369 m2		Emitting area on Plane 180°		0.000000 m2	
Emitting area on Plane 0°		0.000000 m2		Emitting area on Plane 270°		0.000000 m2	
Emitting area on Plane 90°		0.000000 m2		Glare area at 76°		0.000331 m2	
Coordinate system		CG		Symmetry Type		Rotosymmetrical	
Date		21-02-2017		Maximum Gamma Angle		180	
Measurement Distance		0.00		Measurement Flux		185.62 lm	
LED Flux=249.05lm LED Power=3.5W Eff=75% EfcLed=71lm/W EfcLum=53lm/W CCT=2700K Ra=90 SDCM=2 L90(20K)=118000h							
C.I.E.	100 100 100 100 100			D DIN 5040	A60		
F UTE	--			B NBN	BZ 1		

### Width at 50.00 % of Max Intensity

H[m]	1.00	2.00	3.00	4.00	5.00	H[m]	1.00	2.00	3.00	4.00	5.00
OA	0.18	0.35	0.53	0.70	0.88	OC	0.18	0.35	0.53	0.70	0.88
OB	0.18	0.35	0.53	0.70	0.88	OD	0.18	0.35	0.53	0.70	0.88

	Luminous Intensities [ cd/klm]									
	0	5	15	25	35	45	55	65	75	85
OA	1040.29	884.60	271.60	72.65	4.30	0.91	0.11	0.00	0.00	0.00
OB	1040.29	884.60	271.60	72.65	4.30	0.91	0.11	0.00	0.00	0.00
OC	1040.29	884.60	271.60	72.65	4.30	0.91	0.11	0.00	0.00	0.00
OD	1040.29	884.60	271.60	72.65	4.30	0.91	0.11	0.00	0.00	0.00



H[m]	D[m]	Max lux	Med lux	Alpha=10.0°+10.0°	G=0.0
1.00	0.35	1040	664		
2.00	0.70	260	166		
3.00	1.05	116	74		
4.00	1.40	65	41		
5.00	1.75	42	27		