

## Luminaire

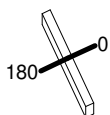
Code AF20501+AF95201  
 Name SHARP RECESSED TRIM 12X 36W 940 VERY WIDE FLOOD WHITE EXT.DRV + SCREEN 4X WHITE

## Measur.

Code FTS1603211  
 Name SHARP RECESSED TRIM 12X 36W 940 VERY WIDE FLOOD WHITE EXT.DRV + SCREEN 4X WHITE

Luminaire Flux	2501.09 lm	Luminaire Power	33.00 W	Efficacy	75.79 lm/W	Efficiency	100.00%
Lamps Flux	2501.09 lm	Maximum value	1406.35 cd/klm	Position	C=0.00 G=1.00	CG	Rotosymmetrical
Rectangular Luminaire		Length	464 mm	Width	40 mm	Height	55 mm
Rectangular Luminous Area		Length	444 mm	Width	37 mm	Height	0 mm
Horizontal Luminous Area		0.016428 m2		Emitting area on Plane 180°		0.000000 m2	
Emitting area on Plane 0°		0.000000 m2		Emitting area on Plane 270°		0.000000 m2	
Emitting area on Plane 90°		0.000000 m2		Glare area at 76°		0.003974 m2	
Coordinate system		CG		Symmetry Type		Rotosymmetrical	
Date		17-07-2017		Maximum Gamma Angle		180	
Measurement Distance		0.00		Measurement Flux		2501.09 lm	
LED Flux=3407,94lm LED Power=33W Eff=73% EfcLed=103lm/W EfcLum=76lm/W Ra=90 SDCM=2 L90(20K)=118000h							
C.I.E.	97 99 100 100 100			D DIN 5040	A60		
F UTE	--			B NBN	BZ 1		

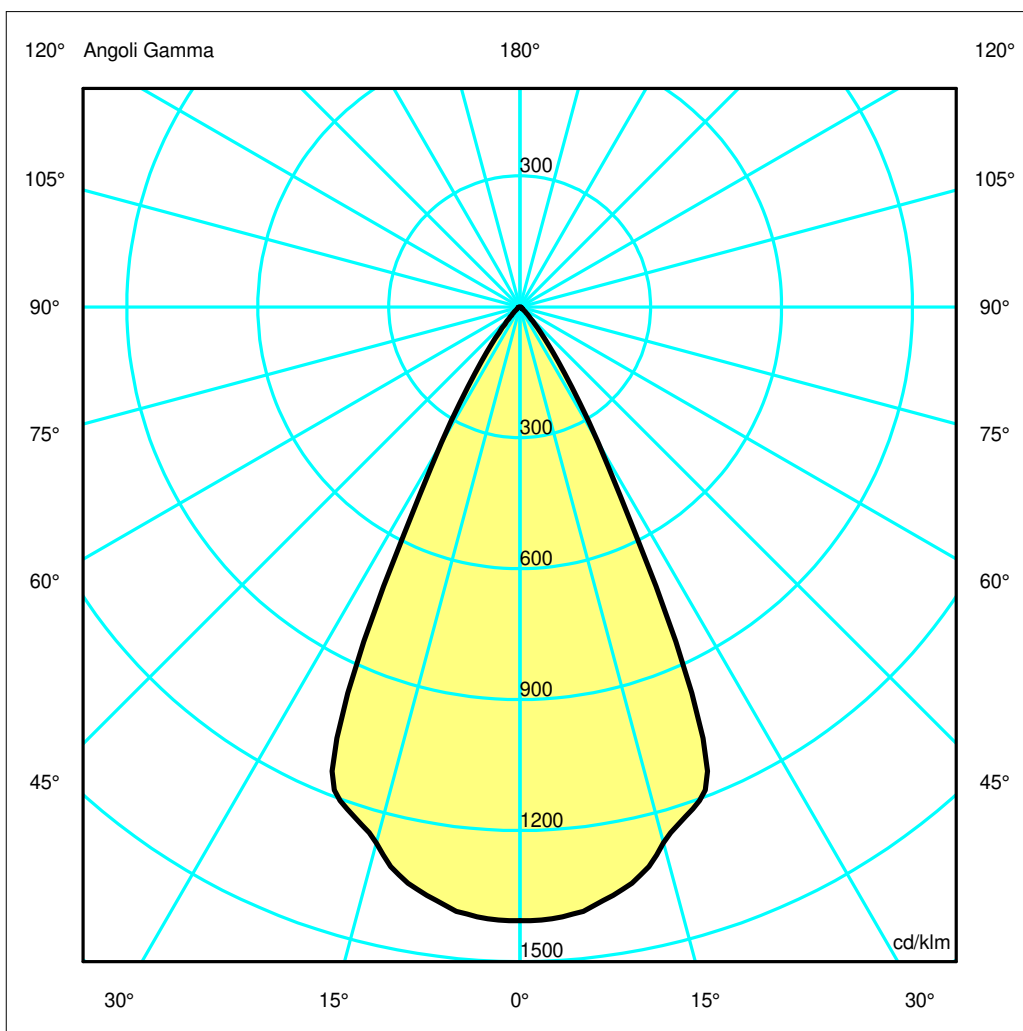
464mm x 40mm



Semipiani C

180.0 ——— 0.0

ULOR 0.00 %  
 DLOR 100.00 %  
 RN 0.00 %



## Luminaire

Code AF20501+AF95201  
 Name SHARP RECESSED TRIM 12X 36W 940 VERY WIDE FLOOD WHITE EXT.DRV + SCREEN 4X WHITE

## Measur.

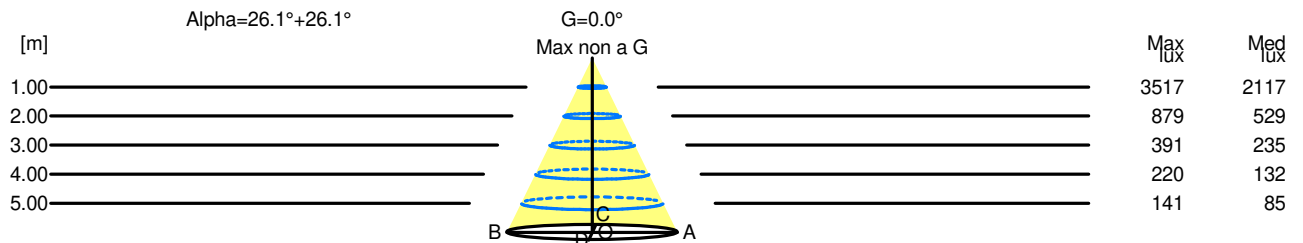
Code FTS1603211  
 Name SHARP RECESSED TRIM 12X 36W 940 VERY WIDE FLOOD WHITE EXT.DRV + SCREEN 4X WHITE

Luminaire Flux	2501.09 lm	Luminaire Power	33.00 W	Efficacy	75.79 lm/W	Efficiency	100.00%
Lamps Flux	2501.09 lm	Maximum value	1406.35 cd/klm	Position	C=0.00 G=1.00	CG	Rotosymmetrical
Rectangular Luminaire		Length	464 mm	Width	40 mm	Height	55 mm
Rectangular Luminous Area		Length	444 mm	Width	37 mm	Height	0 mm
Horizontal Luminous Area		0.016428 m2		Emitting area on Plane 180°		0.000000 m2	
Emitting area on Plane 0°		0.000000 m2		Emitting area on Plane 270°		0.000000 m2	
Emitting area on Plane 90°		0.000000 m2		Glare area at 76°		0.003974 m2	
Coordinate system		CG		Symmetry Type		Rotosymmetrical	
Date		17-07-2017		Maximum Gamma Angle		180	
Measurement Distance		0.00		Measurement Flux		2501.09 lm	
LED Flux=3407,94lm LED Power=33W Eff=73% EfcLed=103lm/W EfcLum=76lm/W Ra=90 SDCM=2 L90(20K)=118000h							
C.I.E.	97 99 100 100 100			D DIN 5040	A60		
F UTE	--			B NBN	BZ 1		

### Width at 50.00 % of Max Intensity

H[m]	1.00	2.00	3.00	4.00	5.00	H[m]	1.00	2.00	3.00	4.00	5.00
OA	0.49	0.98	1.47	1.96	2.45	OC	0.49	0.98	1.47	1.96	2.45
OB	0.49	0.98	1.47	1.96	2.45	OD	0.49	0.98	1.47	1.96	2.45

	Luminous Intensities [ cd/klm]									
	0	5	15	25	35	45	55	65	75	85
OA	3517.39	3492.29	3178.93	2116.22	387.79	67.41	15.79	10.09	6.62	2.47
OB	3517.39	3492.29	3178.93	2116.22	387.79	67.41	15.79	10.09	6.62	2.47
OC	3517.39	3492.29	3178.93	2116.22	387.79	67.41	15.79	10.09	6.62	2.47
OD	3517.39	3492.29	3178.93	2116.22	387.79	67.41	15.79	10.09	6.62	2.47



H[m]	D[m]	Max lux	Med lux	Alpha=26.1°+26.1°	G=0.0 Max non a G
1.00	0.98	3517	2117		
2.00	1.96	879	529		
3.00	2.94	391	235		
4.00	3.91	220	132		
5.00	4.89	141	85		