

Luminaire

Code AF31304+AF95004
 Name SHARP SMD.1X 3W 930 FL EXD NRO+ SCREEN 1X BLACK

Measurem.

Code FTS1901822
 Name SHARP SMD.1X 3W 930 FL EXD NRO+ SCREEN 1X BLACK

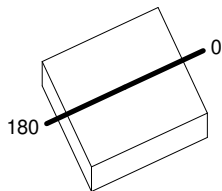
Luminaire Flux	197.75 lm	Luminaire Power	3.50 W	Efficacy	56.50 lm/W	Efficiency	100.00%
Lamps Flux	197.75 lm	Maximum value	5604.42 cd/klm	Position	C=0.00 G=0.00	CG	Rotosymmetrical
Rectangular Luminaire		Length	41 mm	Width	45 mm	Height	90 mm
Rectangular Luminous Area		Length	37 mm	Width	37 mm	Height	0 mm
Horizontal Luminous Area		0.001369 m2		Emitting area on Plane 180°		0.000000 m2	
Emitting area on Plane 0°		0.000000 m2		Emitting area on Plane 270°		0.000000 m2	
Emitting area on Plane 90°		0.000000 m2		Glare area at 76°		0.000331 m2	
Coordinate system		CG		Symmetry Type		Rotosymmetrical	
Date		21-02-2017		Maximum Gamma Angle		180	
Measurement Distance		0.00		Measurement Flux		197.75 lm	

LED Flux=265.33lm LED Power=3.5W Eff=75% EfcLed=76lm/W EfcLum=57lm/W CCT=3000K Ra=90 SDCM=2 L90(20K)=118000h

C.I.E. 100 100 100 100 100
 F UTE --

D DIN 5040
 B NBN
 A60
 BZ 1

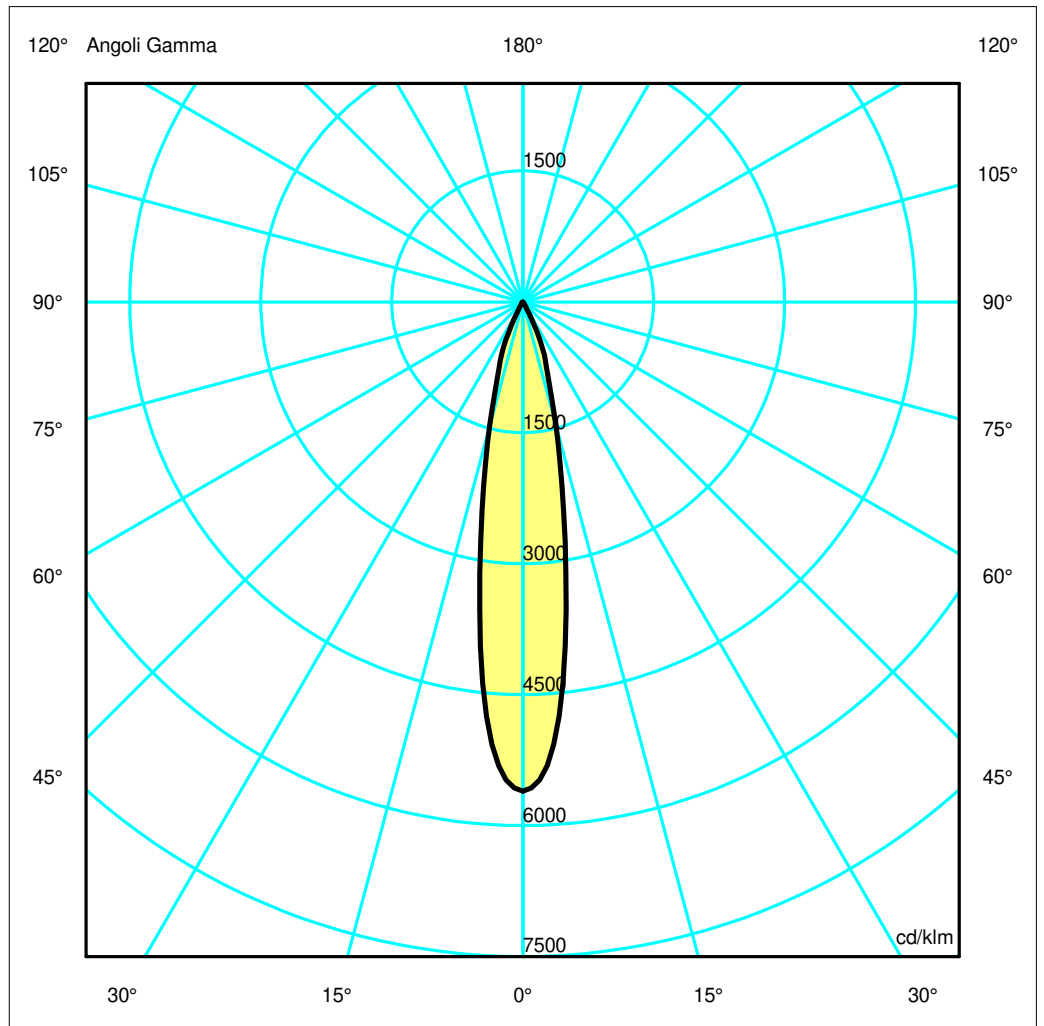
41mm x 45mm



Semipiani C

180.0 ——— 0.0

ULOR 0.00 %
 DLOR 100.00 %
 RN 0.00 %



Luminaire

Code AF31304+AF95004
Name SHARP SMD.1X 3W 930 FL EXD NRO+ SCREEN 1X BLACK

Measur.

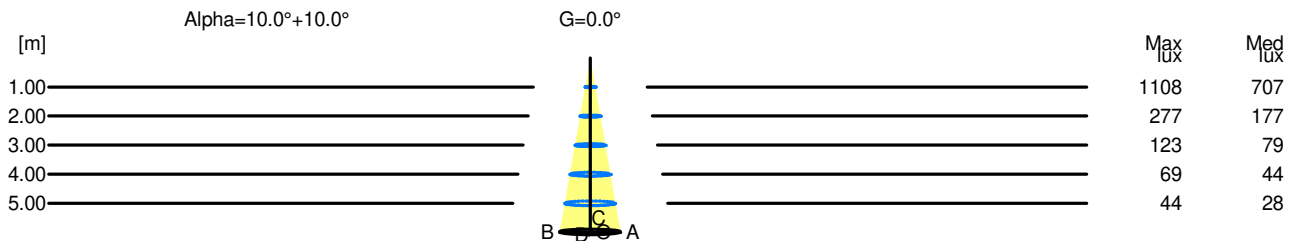
Code FTS1901822
Name SHARP SMD.1X 3W 930 FL EXD NRO+ SCREEN 1X BLACK

Luminaire Flux	197.75 lm	Luminaire Power	3.50 W	Efficacy	56.50 lm/W	Efficiency	100.00%
Lamps Flux	197.75 lm	Maximum value	5604.42 cd/klm	Position	C=0.00 G=0.00	CG	Rotosymmetrical
Rectangular Luminaire		Length	41 mm	Width	45 mm	Height	90 mm
Rectangular Luminous Area		Length	37 mm	Width	37 mm	Height	0 mm
Horizontal Luminous Area		0.001369 m2		Emitting area on Plane 180°		0.000000 m2	
Emitting area on Plane 0°		0.000000 m2		Emitting area on Plane 270°		0.000000 m2	
Emitting area on Plane 90°		0.000000 m2		Glare area at 76°		0.000331 m2	
Coordinate system		CG		Symmetry Type		Rotosymmetrical	
Date		21-02-2017		Maximum Gamma Angle		180	
Measurement Distance		0.00		Measurement Flux		197.75 lm	
LED Flux=265.33lm LED Power=3.5W Eff=75% EfcLed=76lm/W EfcLum=57lm/W CCT=3000K Ra=90 SDCM=2 L90(20K)=118000h							
C.I.E.	100 100 100 100 100			D DIN 5040	A60		
F UTE	--			B NBN	BZ 1		

Width at 50.00 % of Max Intensity

H[m]	1.00	2.00	3.00	4.00	5.00	H[m]	1.00	2.00	3.00	4.00	5.00
OA	0.18	0.35	0.53	0.70	0.88	OC	0.18	0.35	0.53	0.70	0.88
OB	0.18	0.35	0.53	0.70	0.88	OD	0.18	0.35	0.53	0.70	0.88

	Luminous Intensities [cd/klm]									
	0	5	15	25	35	45	55	65	75	85
OA	1108.27	942.41	289.35	77.40	4.58	0.97	0.12	0.00	0.00	0.00
OB	1108.27	942.41	289.35	77.40	4.58	0.97	0.12	0.00	0.00	0.00
OC	1108.27	942.41	289.35	77.40	4.58	0.97	0.12	0.00	0.00	0.00
OD	1108.27	942.41	289.35	77.40	4.58	0.97	0.12	0.00	0.00	0.00



H[m]	D[m]	Max lux	Med lux	Alpha=10.0°+10.0°	G=0.0
1.00	0.35	1108	707		
2.00	0.70	277	177		
3.00	1.05	123	79		
4.00	1.40	69	44		
5.00	1.75	44	28		