

Luminaire

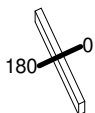
Code AF25101+AF95204
 Name SHARP RECESSED TRIM 16X 48W 930 WIDE FLOOD WHITE EXT.DRV + SCREEN 4X BLACK

Measurem.

Code FTS1603168
 Name SHARP RECESSED TRIM 16X 48W 930 WIDE FLOOD WHITE EXT.DRV + SCREEN 4X BLACK

Luminaire Flux	2971.70 lm	Luminaire Power	44.00 W	Efficacy	67.54 lm/W	Efficiency	100.00%
Lamps Flux	2971.70 lm	Maximum value	2630.91 cd/klm	Position	C=0.00 G=0.00	CG	Rotosymmetrical
Rectangular Luminaire		Length	612 mm	Width	40 mm	Height	55 mm
Rectangular Luminous Area		Length	592 mm	Width	37 mm	Height	0 mm
Horizontal Luminous Area			0.021904 m2	Emitting area on Plane 180°			0.000000 m2
Emitting area on Plane 0°			0.000000 m2	Emitting area on Plane 270°			0.000000 m2
Emitting area on Plane 90°			0.000000 m2	Glare area at 76°			0.005299 m2
Coordinate system		CG		Symmetry Type		Rotosymmetrical	
Date		16-02-2017		Maximum Gamma Angle		180	
Measurement Distance		0.00		Measurement Flux		2971.70 lm	
LED Flux=4245,28lm LED Power=44W Eff=70% EfcLed=96lm/W EfcLum=68lm/W Ra=90 SDCM=2 L90(20K)=118000h							
C.I.E.	99	100	100	100	D DIN 5040	A60	
F UTE	--				B NBN	BZ 1	

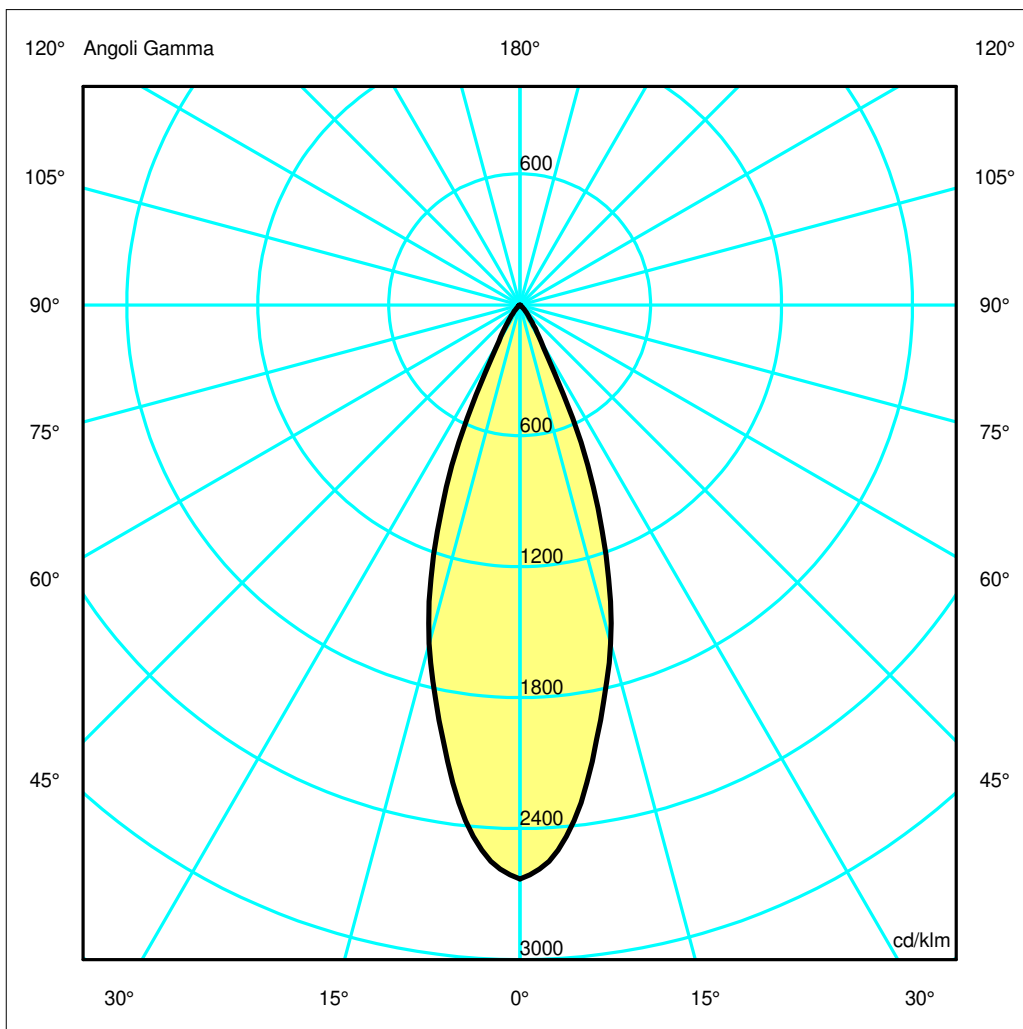
612mm x 40mm



Semipiani C

180.0 ——— 0.0

ULOR 0.00 %
 DLOR 100.00 %
 RN 0.00 %



Luminaire

Code AF25101+AF95204
 Name SHARP RECESSED TRIM 16X 48W 930 WIDE FLOOD WHITE EXT.DRV + SCREEN 4X BLACK

Measurerm.

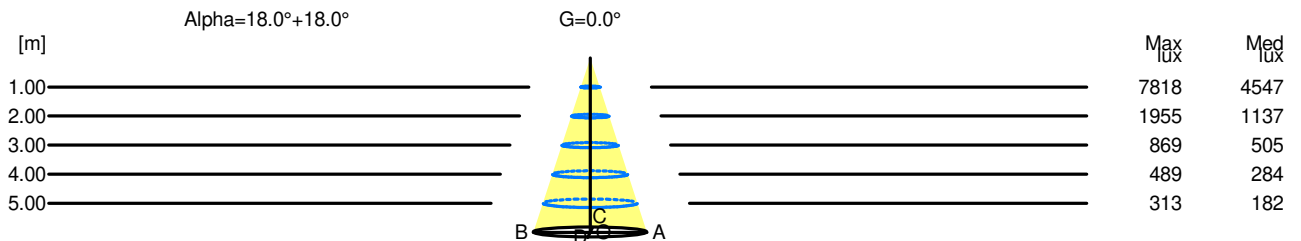
Code FTS1603168
 Name SHARP RECESSED TRIM 16X 48W 930 WIDE FLOOD WHITE EXT.DRV + SCREEN 4X BLACK

Luminaire Flux	2971.70 lm	Luminaire Power	44.00 W	Efficacy	67.54 lm/W	Efficiency	100.00%
Lamps Flux	2971.70 lm	Maximum value	2630.91 cd/klm	Position	C=0.00 G=0.00	CG	Rotosymmetrical
Rectangular Luminaire		Length	612 mm	Width	40 mm	Height	55 mm
Rectangular Luminous Area		Length	592 mm	Width	37 mm	Height	0 mm
Horizontal Luminous Area		0.021904 m2		Emitting area on Plane 180°		0.000000 m2	
Emitting area on Plane 0°		0.000000 m2		Emitting area on Plane 270°		0.000000 m2	
Emitting area on Plane 90°		0.000000 m2		Glare area at 76°		0.005299 m2	
Coordinate system		CG		Symmetry Type		Rotosymmetrical	
Date		16-02-2017		Maximum Gamma Angle		180	
Measurement Distance		0.00		Measurement Flux		2971.70 lm	
LED Flux=4245,28lm LED Power=44W Eff=70% EfcLed=96lm/W EfcLum=68lm/W Ra=90 SDCM=2 L90(20K)=118000h							
C.I.E.	99	100	100	100	100	D DIN 5040	A60
F UTE	--					B NBN	BZ 1

Width at 50.00 % of Max Intensity

H[m]	1.00	2.00	3.00	4.00	5.00	H[m]	1.00	2.00	3.00	4.00	5.00
OA	0.33	0.65	0.98	1.30	1.63	OC	0.33	0.65	0.98	1.30	1.63
OB	0.33	0.65	0.98	1.30	1.63	OD	0.33	0.65	0.98	1.30	1.63

	Luminous Intensities [cd/klm]									
	0	5	15	25	35	45	55	65	75	85
OA	7818.27	7262.79	4775.76	1702.54	289.46	58.31	6.86	0.95	0.00	0.00
OB	7818.27	7262.79	4775.76	1702.54	289.46	58.31	6.86	0.95	0.00	0.00
OC	7818.27	7262.79	4775.76	1702.54	289.46	58.31	6.86	0.95	0.00	0.00
OD	7818.27	7262.79	4775.76	1702.54	289.46	58.31	6.86	0.95	0.00	0.00



H[m]	D[m]	Max lux	Med lux	Alpha=18.0°+18.0°	G=0.0
1.00	0.65	7818	4547		
2.00	1.30	1955	1137		
3.00	1.95	869	505		
4.00	2.60	489	284		
5.00	3.25	313	182		