

Luminaire

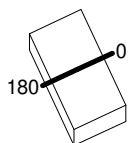
Code AF55100+AF95101
 Name SHARP RECESSED TRIMLESS 2X 6W 927 WIDE FLOOD EXT.DRV + SCREEN 2X WHITE

Measurement

Code FTS1603183
 Name SHARP RECESSED TRIMLESS 2X 6W 927 WIDE FLOOD EXT.DRV + SCREEN 2X WHITE

Luminaire Flux	376 lm	Luminaire Power	5.5 W	Efficacy	68.318 lm/W	Efficiency	100.00%
Source Flux	376 lm	Maximum value	2570.73 cd/klm	Position	C=0.00 G=0.00	CG	Rotosymmetrical
Rectangular Luminaire		Length	74 mm	Width	40 mm	Height	55 mm
Rectangular Luminous Area		Length	72 mm	Width	37 mm	Height	0 mm
Horizontal Luminous Area		0.002664 m2		Emitting area on Plane 180°	0.000000 m2		
Emitting area on Plane 0°		0.000000 m2		Emitting area on Plane 270°	0.000000 m2		
Emitting area on Plane 90°		0.000000 m2		Glare area at 76°	0.000644 m2		
Coordinate system		CG		Symmetry Type		Rotosymmetrical	
Date		09-11-2021		Maximum Gamma Angle		180	
Measurement Distance		0.00		Measurement Flux		376 lm	
LED Flux=530lm LED Power=5.5W Eff=71% EfcLed=96lm/W EfcLum=68lm/W CCT=2700K Ra=90 R9=50 SDCM=3 L70(6K)=272160h							
C.I.E.	97 99 100 100 100			D DIN 5040	A60		
F UTE	--			B NBN	BZ 1		

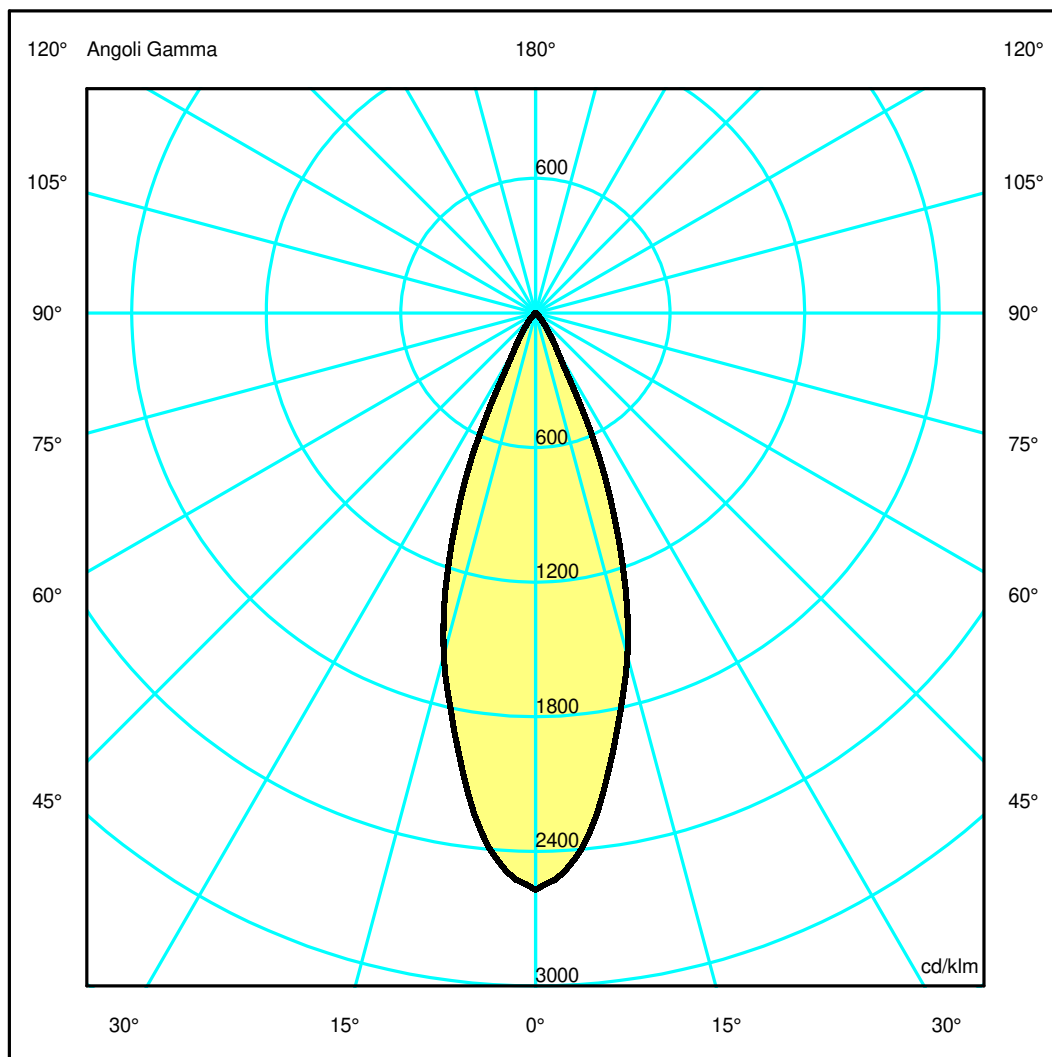
74mm x 40mm



Semipiani C

180.0 ——— 0.0

ULOR 0.00 %
 DLOR 100.00 %
 RN 0.00 %



Luminaire

Code AF55100+AF95101
 Name SHARP RECESSED TRIMLESS 2X 6W 927 WIDE FLOOD EXT.DRV + SCREEN 2X WHITE

Measurement

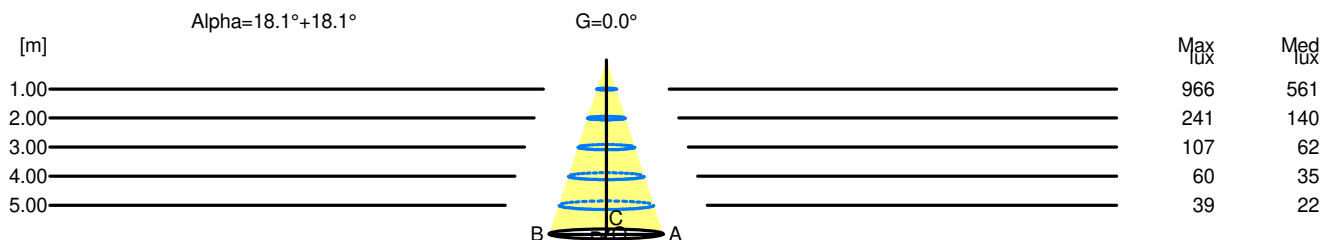
Code FTS1603183
 Name SHARP RECESSED TRIMLESS 2X 6W 927 WIDE FLOOD EXT.DRV + SCREEN 2X WHITE

Luminaire Flux	376 lm	Luminaire Power	5.5 W	Efficacy	68.318 lm/W	Efficiency	100.00%
Source Flux	376 lm	Maximum value	2570.73 cd/klm	Position	C=0.00 G=0.00	CG	Rotosymmetrical
Rectangular Luminaire		Length	74 mm	Width	40 mm	Height	55 mm
Rectangular Luminous Area		Length	72 mm	Width	37 mm	Height	0 mm
Horizontal Luminous Area		0.002664 m ²		Emitting area on Plane 180°		0.000000 m ²	
Emitting area on Plane 0°		0.000000 m ²		Emitting area on Plane 270°		0.000000 m ²	
Emitting area on Plane 90°		0.000000 m ²		Glare area at 76°		0.000644 m ²	
Coordinate system		CG		Symmetry Type		Rotosymmetrical	
Date		09-11-2021		Maximum Gamma Angle		180	
Measurement Distance		0.00		Measurement Flux		376 lm	
LED Flux=530lm LED Power=5.5W Eff=71% EfcLed=96lm/W EfcLum=68lm/W CCT=2700K Ra=90 R9=50 SDCM=3 L70(6K)=272160h							
C.I.E.	97 99 100 100 100			D DIN 5040	A60		
F UTE	--			B NBN	BZ 1		

Width at 50.00 % of Max Intensity

H[m]	1.00	2.00	3.00	4.00	5.00	H[m]	1.00	2.00	3.00	4.00	5.00
OA	0.33	0.66	0.98	1.31	1.64	OC	0.33	0.66	0.98	1.31	1.64
OB	0.33	0.66	0.98	1.31	1.64	OD	0.33	0.66	0.98	1.31	1.64

	Luminous Intensities [cd/klm]									
	0	5	15	25	35	45	55	65	75	85
OA	965.95	898.52	594.31	213.74	37.72	8.90	2.31	1.25	0.81	0.32
OB	965.95	898.52	594.31	213.74	37.72	8.90	2.31	1.25	0.81	0.32
OC	965.95	898.52	594.31	213.74	37.72	8.90	2.31	1.25	0.81	0.32
OD	965.95	898.52	594.31	213.74	37.72	8.90	2.31	1.25	0.81	0.32



H[m]	D[m]	Max lux	Med lux	Alpha=18.1°+18.1°	G=0.0
1.00	0.66	966	561		
2.00	1.31	241	140		
3.00	1.97	107	62		
4.00	2.62	60	35		
5.00	3.28	39	22		