

## Luminaire

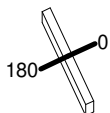
Code AF70400+AF95201  
 Name SHARP RECESSED TRIMLESS 12X 36W 940 WIDE FLOOD EXT.DRV + SCREEN 4X WHITE

## Measurem.

Code FTS1603390  
 Name SHARP RECESSED TRIMLESS 12X 36W 940 WIDE FLOOD EXT.DRV + SCREEN 4X WHITE

Luminaire Flux	2415.22 lm	Luminaire Power	33.00 W	Efficacy	73.19 lm/W	Efficiency	100.00%
Lamps Flux	2415.22 lm	Maximum value	2570.73 cd/klm	Position	C=0.00 G=0.00	CG	Rotosymmetrical
Rectangular Luminaire		Length	464 mm	Width	40 mm	Height	55 mm
Rectangular Luminous Area		Length	444 mm	Width	37 mm	Height	0 mm
Horizontal Luminous Area		0.016428 m2		Emitting area on Plane 180°		0.000000 m2	
Emitting area on Plane 0°		0.000000 m2		Emitting area on Plane 270°		0.000000 m2	
Emitting area on Plane 90°		0.000000 m2		Glare area at 76°		0.003974 m2	
Coordinate system		CG		Symmetry Type		Rotosymmetrical	
Date		16-02-2017		Maximum Gamma Angle		180	
Measurement Distance		0.00		Measurement Flux		2415.22 lm	
LED Flux=3407,94lm LED Power=33W Eff=71% EfcLed=103lm/W EfcLum=73lm/W Ra=90 SDCM=2 L90(20K)=118000h							
C.I.E.	97 99 100 100 100			D DIN 5040	A60		
F UTE	--			B NBN	BZ 1		

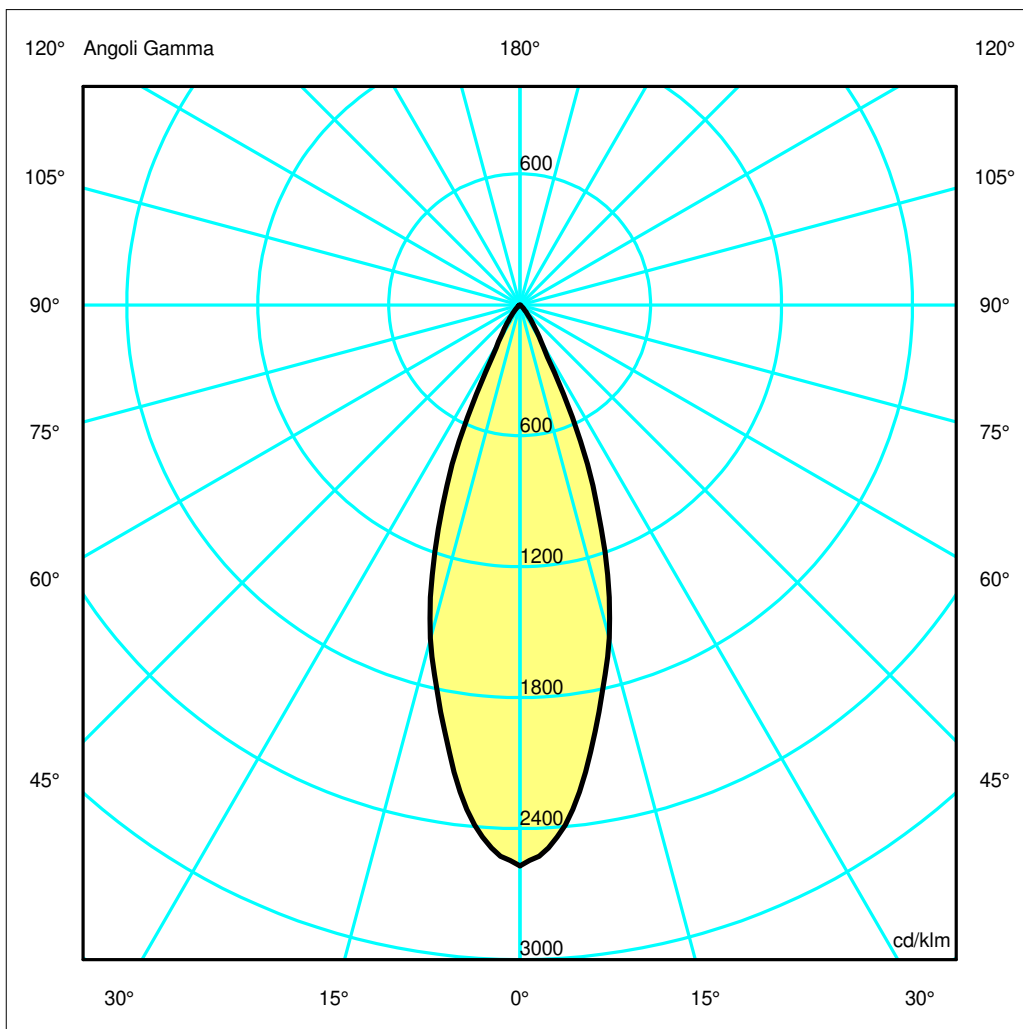
464mm x 40mm



Semipiani C

180.0 ——— 0.0

ULOR 0.00 %  
 DLOR 100.00 %  
 RN 0.00 %



## Luminaire

Code AF70400+AF95201  
 Name SHARP RECESSED TRIMLESS 12X 36W 940 WIDE FLOOD EXT.DRV + SCREEN 4X WHITE

## Measurerm.

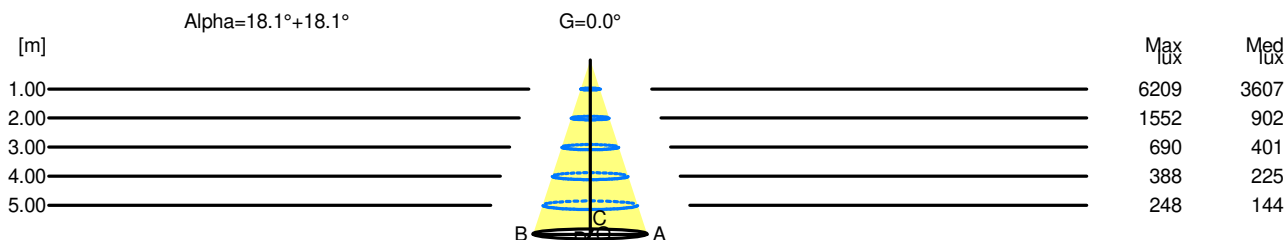
Code FTS1603390  
 Name SHARP RECESSED TRIMLESS 12X 36W 940 WIDE FLOOD EXT.DRV + SCREEN 4X WHITE

Luminaire Flux	2415.22 lm	Luminaire Power	33.00 W	Efficacy	73.19 lm/W	Efficiency	100.00%
Lamps Flux	2415.22 lm	Maximum value	2570.73 cd/klm	Position	C=0.00 G=0.00	CG	Rotosymmetrical
Rectangular Luminaire		Length	464 mm	Width	40 mm	Height	55 mm
Rectangular Luminous Area		Length	444 mm	Width	37 mm	Height	0 mm
Horizontal Luminous Area		0.016428 m2		Emitting area on Plane 180°		0.000000 m2	
Emitting area on Plane 0°		0.000000 m2		Emitting area on Plane 270°		0.000000 m2	
Emitting area on Plane 90°		0.000000 m2		Glare area at 76°		0.003974 m2	
Coordinate system		CG		Symmetry Type		Rotosymmetrical	
Date		16-02-2017		Maximum Gamma Angle		180	
Measurement Distance		0.00		Measurement Flux		2415.22 lm	
LED Flux=3407,94lm LED Power=33W Eff=71% EfcLed=103lm/W EfcLum=73lm/W Ra=90 SDCM=2 L90(20K)=118000h							
C.I.E.	97 99 100 100 100			D DIN 5040	A60		
F UTE	--			B NBN	BZ 1		

### Width at 50.00 % of Max Intensity

H[m]	1.00	2.00	3.00	4.00	5.00	H[m]	1.00	2.00	3.00	4.00	5.00
OA	0.33	0.66	0.98	1.31	1.64	OC	0.33	0.66	0.98	1.31	1.64
OB	0.33	0.66	0.98	1.31	1.64	OD	0.33	0.66	0.98	1.31	1.64

	Luminous Intensities [ cd/klm]									
	0	5	15	25	35	45	55	65	75	85
OA	6208.89	5775.42	3820.08	1373.86	242.43	57.19	14.84	8.02	5.19	2.03
OB	6208.89	5775.42	3820.08	1373.86	242.43	57.19	14.84	8.02	5.19	2.03
OC	6208.89	5775.42	3820.08	1373.86	242.43	57.19	14.84	8.02	5.19	2.03
OD	6208.89	5775.42	3820.08	1373.86	242.43	57.19	14.84	8.02	5.19	2.03



H[m]	D[m]	Max lux	Med lux	Alpha=18.1°+18.1°	G=0.0
1.00	0.66	6209	3607		
2.00	1.31	1552	902		
3.00	1.97	690	401		
4.00	2.62	388	225		
5.00	3.28	248	144		