

Luminaire

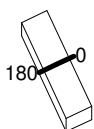
Code AF10205+AF95204
 Name SHARP RECESSED TRIM 4X 12W 927 VERY WIDE FLOOD SILVER EXT.DRV + SCREEN 4X BLACK

Measurement

Code FTS1603148-B
 Name SHARP RECESSED TRIM 4X 12W 927 VERY WIDE FLOOD SILVER EXT.DRV + SCREEN 4X BLACK

Luminaire Flux	760 lm	Luminaire Power	11.0 W	Efficacy	69.061 lm/W	Efficiency	100.00%
Source Flux	760 lm	Maximum value	1430.97 cd/klm	Position	C=0.00 G=0.00	CG	Rotosymmetrical
Rectangular Luminaire		Length	150 mm	Width	40 mm	Height	55 mm
Rectangular Luminous Area		Length	148 mm	Width	37 mm	Height	0 mm
Horizontal Luminous Area		0.005476 m ²		Emitting area on Plane 180°		0.000000 m ²	
Emitting area on Plane 0°		0.000000 m ²		Emitting area on Plane 270°		0.000000 m ²	
Emitting area on Plane 90°		0.000000 m ²		Glare area at 76°		0.001325 m ²	
Coordinate system		CG		Symmetry Type		Rotosymmetrical	
Date		11-11-2021		Maximum Gamma Angle		180	
Measurement Distance		0.00		Measurement Flux		760 lm	
LED Flux=1060lm LED Power=11W Eff=72% EfcLed=96lm/W EfcLum=69lm/W CCT=2700K Ra=90 R9=50 SDCM=3 L70(6K)=272160h							
C.I.E.	99	100	100	100	100	D DIN 5040	A60
F UTE	--					B NBN	BZ 1

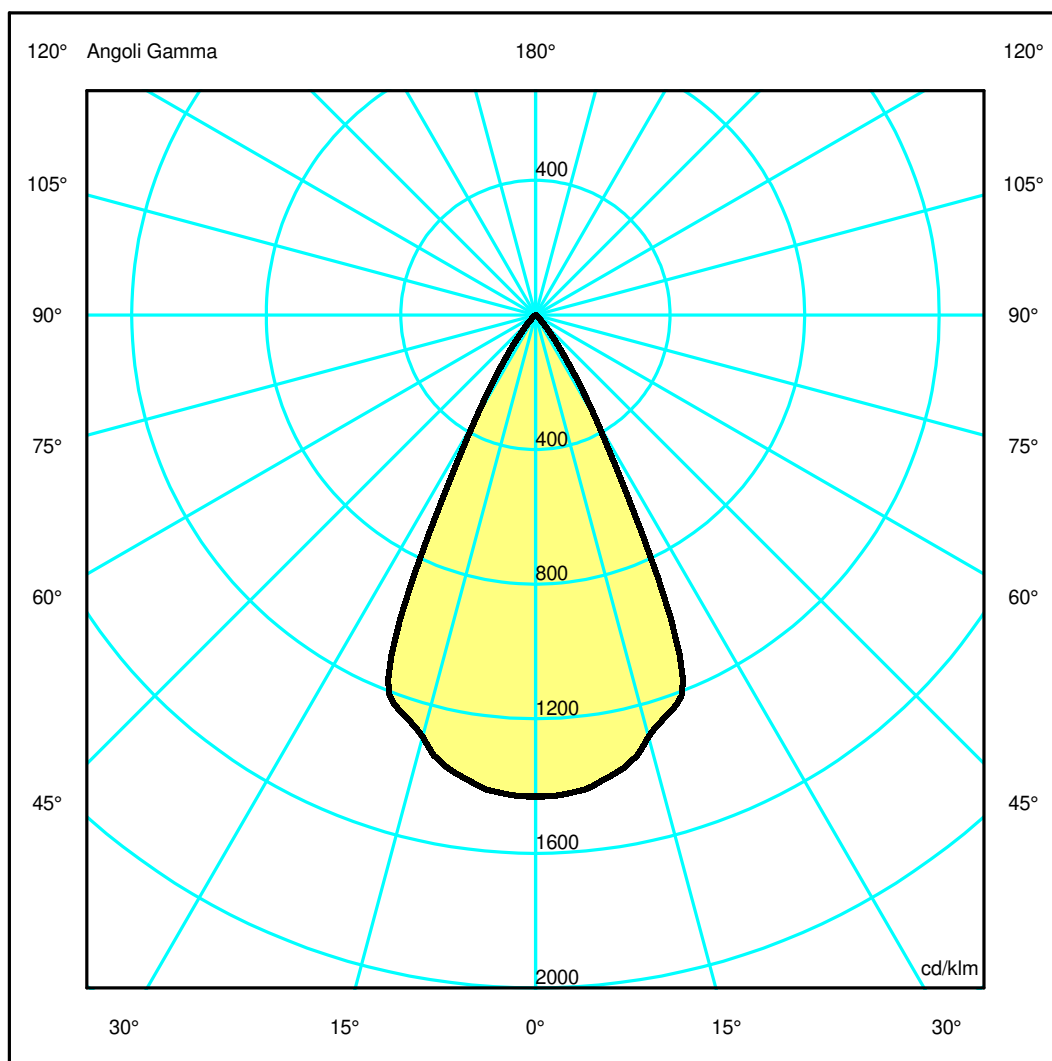
150mm x 40mm



Semipiani C

180.0 ——— 0.0

ULOR 0.00 %
 DLOR 100.00 %
 RN 0.00 %



Luminaire

Code AF10205+AF95204
 Name SHARP RECESSED TRIM 4X 12W 927 VERY WIDE FLOOD SILVER EXT.DRV + SCREEN 4X BLACK

Measurement

Code FTS1603148-B
 Name SHARP RECESSED TRIM 4X 12W 927 VERY WIDE FLOOD SILVER EXT.DRV + SCREEN 4X BLACK

Luminaire Flux	760 lm	Luminaire Power	11.0 W	Efficacy	69.061 lm/W	Efficiency	100.00%
Source Flux	760 lm	Maximum value	1430.97 cd/klm	Position	C=0.00 G=0.00	CG	Rotosymmetrical
Rectangular Luminaire		Length	150 mm	Width	40 mm	Height	55 mm
Rectangular Luminous Area		Length	148 mm	Width	37 mm	Height	0 mm
Horizontal Luminous Area		0.005476 m2		Emitting area on Plane 180°		0.000000 m2	
Emitting area on Plane 0°		0.000000 m2		Emitting area on Plane 270°		0.000000 m2	
Emitting area on Plane 90°		0.000000 m2		Glare area at 76°		0.001325 m2	
Coordinate system		CG		Symmetry Type		Rotosymmetrical	
Date		11-11-2021		Maximum Gamma Angle		180	
Measurement Distance		0.00		Measurement Flux		760 lm	

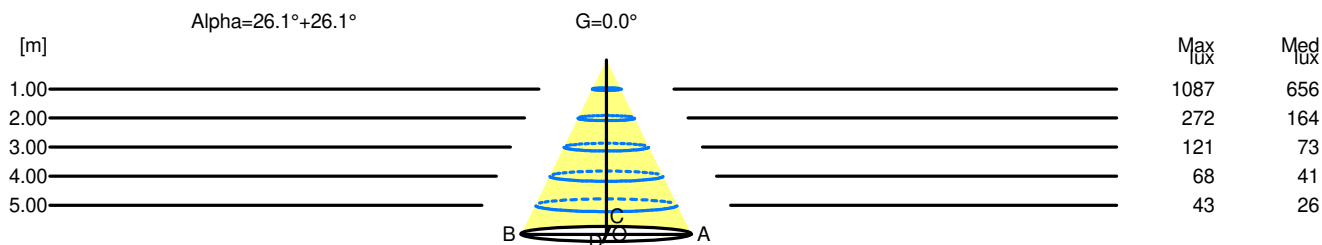
LED Flux=1060lm LED Power=11W Eff=72% EfcLed=96lm/W EfcLum=69lm/W CCT=2700K Ra=90 R9=50 SDCM=3 L70(6K)=272160h

C.I.E.	99	100	100	100	100	D DIN 5040	A60
F UTE	--					B NBN	BZ 1

Width at 50.00 % of Max Intensity

H[m]	1.00	2.00	3.00	4.00	5.00	H[m]	1.00	2.00	3.00	4.00	5.00
OA	0.49	0.98	1.47	1.96	2.44	OC	0.49	0.98	1.47	1.96	2.44
OB	0.49	0.98	1.47	1.96	2.44	OD	0.49	0.98	1.47	1.96	2.44

	Luminous Intensities [cd/klm]									
	0	5	15	25	35	45	55	65	75	85
OA	1087.06	1079.25	985.43	655.47	116.06	16.93	1.32	0.00	0.00	0.00
OB	1087.06	1079.25	985.43	655.47	116.06	16.93	1.32	0.00	0.00	0.00
OC	1087.06	1079.25	985.43	655.47	116.06	16.93	1.32	0.00	0.00	0.00
OD	1087.06	1079.25	985.43	655.47	116.06	16.93	1.32	0.00	0.00	0.00



H[m]	D[m]	Max lux	Med lux	Alpha=26.1°+26.1°	G=0.0
1.00	0.98	1087	656		
2.00	1.96	272	164		
3.00	2.93	121	73		
4.00	3.91	68	41		
5.00	4.89	43	26		