

Luminaire

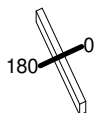
Code AF86501+AF95204
 Name SHARP SMD.16X 44W 940 XF ND BCO+ SCREEN 4X BLACK

Measurem.

Code FTS1800954
 Name SHARP SMD.16X 44W 940 XF ND BCO+ SCREEN 4X BLACK

Luminaire Flux	3255.28 lm	Luminaire Power	47.00 W	Efficacy	69.26 lm/W	Efficiency	100.00%
Lamps Flux	3255.28 lm	Maximum value	1430.97 cd/klm	Position	C=0.00 G=0.00	CG	Rotosymmetrical
Rectangular Luminaire		Length	612 mm	Width	40 mm	Height	55 mm
Rectangular Luminous Area		Length	592 mm	Width	37 mm	Height	0 mm
Horizontal Luminous Area		0.021904 m2		Emitting area on Plane 180°		0.000000 m2	
Emitting area on Plane 0°		0.000000 m2		Emitting area on Plane 270°		0.000000 m2	
Emitting area on Plane 90°		0.000000 m2		Glare area at 76°		0.005299 m2	
Coordinate system		CG		Symmetry Type		Rotosymmetrical	
Date		17-07-2017		Maximum Gamma Angle		180	
Measurement Distance		0.00		Measurement Flux		3255.28 lm	
LED Flux=4543.91lm LED Power=44W Eff=72% EfcLed=103lm/W EfcLum=69lm/W CCT=4000K Ra=90 SDCM=2 L90(20K)=118000h							
C.I.E.	99	100	100	100	D DIN 5040	A60	
F UTE	--				B NBN	BZ 1	

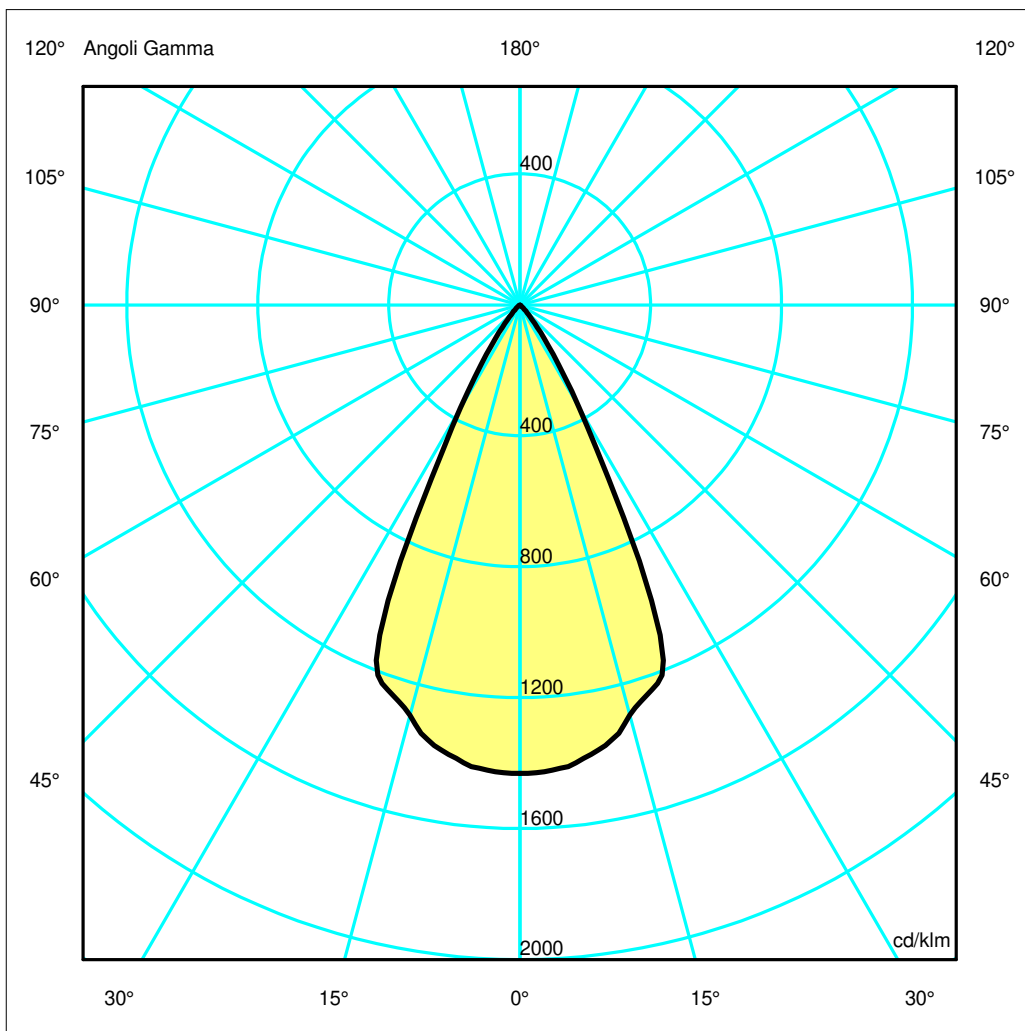
612mm x 40mm



Semipiani C

180.0 ——— 0.0

ULOR 0.00 %
 DLOR 100.00 %
 RN 0.00 %



Luminaire

Code AF86501+AF95204
Name SHARP SMD.16X 44W 940 XF ND BCO+ SCREEN 4X BLACK

Measurement

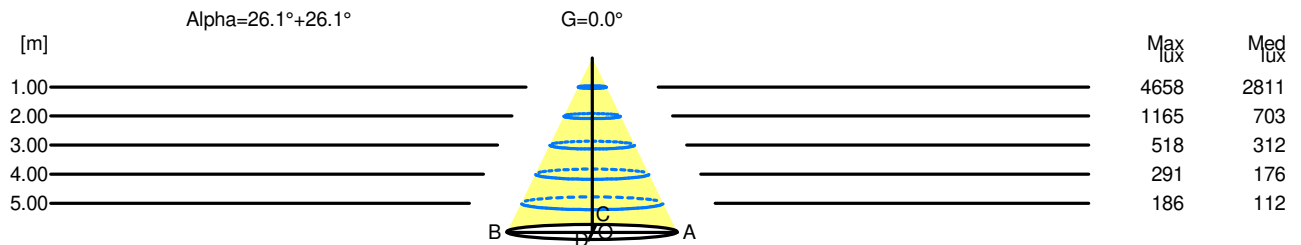
Code FTS1800954
Name SHARP SMD.16X 44W 940 XF ND BCO+ SCREEN 4X BLACK

Luminaire Flux	3255.28 lm	Luminaire Power	47.00 W	Efficacy	69.26 lm/W	Efficiency	100.00%
Lamps Flux	3255.28 lm	Maximum value	1430.97 cd/klm	Position	C=0.00 G=0.00	CG	Rotosymmetrical
Rectangular Luminaire		Length	612 mm	Width	40 mm	Height	55 mm
Rectangular Luminous Area		Length	592 mm	Width	37 mm	Height	0 mm
Horizontal Luminous Area		0.021904 m2		Emitting area on Plane 180°		0.000000 m2	
Emitting area on Plane 0°		0.000000 m2		Emitting area on Plane 270°		0.000000 m2	
Emitting area on Plane 90°		0.000000 m2		Glare area at 76°		0.005299 m2	
Coordinate system		CG		Symmetry Type		Rotosymmetrical	
Date		17-07-2017		Maximum Gamma Angle		180	
Measurement Distance		0.00		Measurement Flux		3255.28 lm	
LED Flux=4543.91lm LED Power=44W Eff=72% EfcLed=103lm/W EfcLum=69lm/W CCT=4000K Ra=90 SDCM=2 L90(20K)=118000h							
C.I.E.	99	100	100	100	100	D DIN 5040	A60
F UTE	--					B NBN	BZ 1

Width at 50.00 % of Max Intensity

H[m]	1.00	2.00	3.00	4.00	5.00	H[m]	1.00	2.00	3.00	4.00	5.00
OA	0.49	0.98	1.47	1.96	2.44	OC	0.49	0.98	1.47	1.96	2.44
OB	0.49	0.98	1.47	1.96	2.44	OD	0.49	0.98	1.47	1.96	2.44

	Luminous Intensities [cd/klm]									
	0	5	15	25	35	45	55	65	75	85
OA	4658.20	4624.71	4222.67	2808.78	497.33	72.54	5.65	0.00	0.00	0.00
OB	4658.20	4624.71	4222.67	2808.78	497.33	72.54	5.65	0.00	0.00	0.00
OC	4658.20	4624.71	4222.67	2808.78	497.33	72.54	5.65	0.00	0.00	0.00
OD	4658.20	4624.71	4222.67	2808.78	497.33	72.54	5.65	0.00	0.00	0.00



H[m]	D[m]	Max lux	Med lux	Alpha=26.1°+26.1°	G=0.0
1.00	0.98	4658	2811		
2.00	1.96	1165	703		
3.00	2.93	518	312		
4.00	3.91	291	176		
5.00	4.89	186	112		