

Luminaire

Code NL4203025Y006
 Name Everything 35 round 24° - cornice bianca - 2700K

Measurment.

Code FTS1602925-A
 Name Everything 35 round 24° - cornice bianca - 2700K

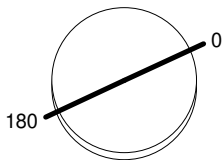
Luminaire Flux	139 lm	Luminaire Power	1.4 W	Efficacy	99.286 lm/W	Efficiency	100.00%
Source Flux	139 lm	Maximum value	3235.65 cd/klm	Position	C=0.00 G=0.00	CG	Rotosymmetrical
Round Luminaire		Diam.	34 mm	Height	48 mm		
Round Luminous Area		Diam.	22 mm	Height	0 mm		
Horizontal Luminous Area			0.000380 m2	Emitting area on Plane 180°			0.000000 m2
Emitting area on Plane 0°			0.000000 m2	Emitting area on Plane 270°			0.000000 m2
Emitting area on Plane 90°			0.000000 m2	Glare area at 76°			0.000092 m2
Coordinate system		CG		Symmetry Type		Rotosymmetrical	
Date		14-11-2023		Maximum Gamma Angle		180	
Measurement Distance		0.00		Measurement Flux		139 lm	

LED Flux=164lm LED Power=1.4W Eff=84% EfcLed=117lm/W EfcLum=99lm/W CCT=2700K Ra=90 R9=50 SDCM=3 L70(6K)=50000

C.I.E. 93 97 99 100 100
 F UTE 1.00 A

D DIN 5040
 B NBN
 A60
 BZ 1

Diam=34mm



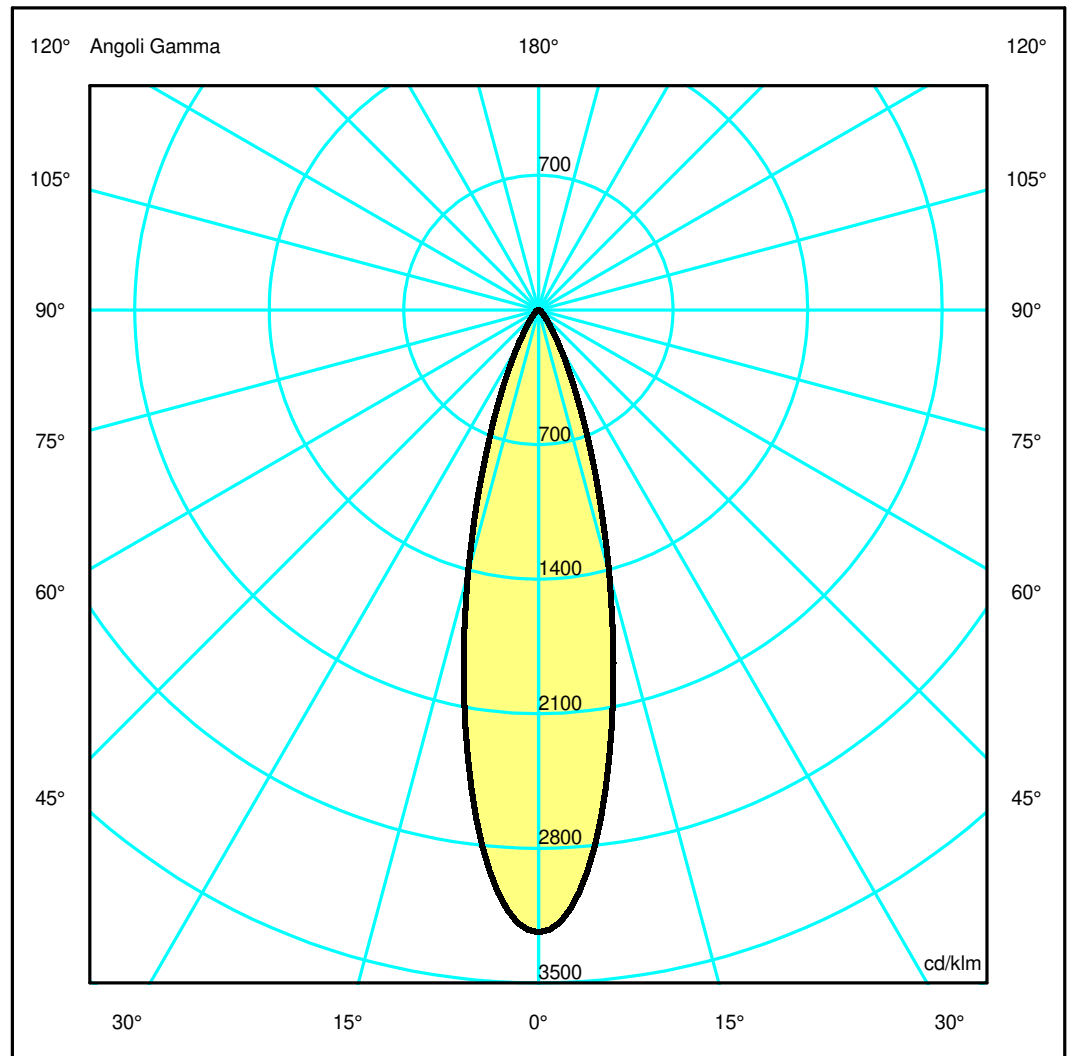
Semipiani C

180.0 ——— 0.0

ULOR 0.01 %

DLOR 99.99 %

RN 0.01 %



Luminaire

Code NL4203025Y006
 Name Everything 35 round 24° - cornice bianca - 2700K

Measurment.

Code FTS1602925-A
 Name Everything 35 round 24° - cornice bianca - 2700K

Luminaire Flux	139 lm	Luminaire Power	1.4 W	Efficacy	99.286 lm/W	Efficiency	100.00%
Source Flux	139 lm	Maximum value	3235.65 cd/klm	Position	C=0.00 G=0.00	CG	Rotosymmetrical
Round Luminaire		Diam.	34 mm	Height	48 mm		
Round Luminous Area		Diam.	22 mm	Height	0 mm		
Horizontal Luminous Area		0.000380 m2		Emitting area on Plane 180°		0.000000 m2	
Emitting area on Plane 0°		0.000000 m2		Emitting area on Plane 270°		0.000000 m2	
Emitting area on Plane 90°		0.000000 m2		Glare area at 76°		0.000092 m2	
Coordinate system		CG		Symmetry Type		Rotosymmetrical	
Date		14-11-2023		Maximum Gamma Angle		180	
Measurement Distance		0.00		Measurement Flux		139 lm	

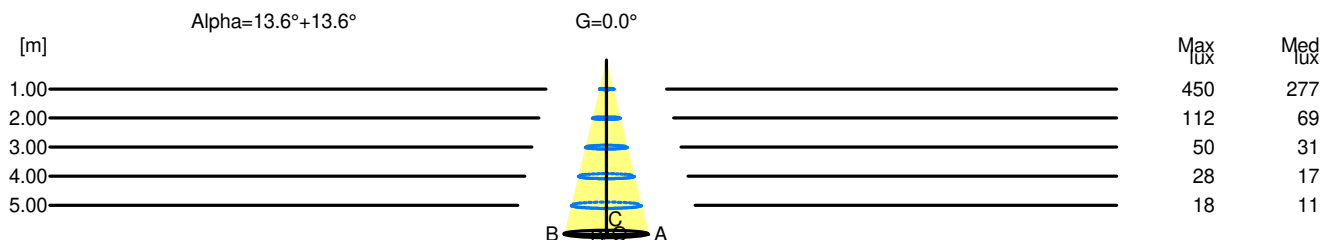
LED Flux=164lm LED Power=1.4W Eff=84% EfcLed=117lm/W EfcLum=99lm/W CCT=2700K Ra=90 R9=50 SDCM=3 L70(6K)=50000

C.I.E.	93 97 99 100 100	D DIN 5040	A60
F UTE	1.00 A	B NBN	BZ 1

Width at 50.00 % of Max Intensity

H[m]	1.00	2.00	3.00	4.00	5.00	H[m]	1.00	2.00	3.00	4.00	5.00
OA	0.24	0.49	0.73	0.97	1.21	OC	0.24	0.49	0.73	0.97	1.21
OB	0.24	0.49	0.73	0.97	1.21	OD	0.24	0.49	0.73	0.97	1.21

	Luminous Intensities [cd/klm]									
	0	5	15	25	35	45	55	65	75	85
OA	449.76	406.95	197.28	59.67	15.88	5.43	3.02	1.92	1.13	0.43
OB	449.76	406.95	197.28	59.67	15.88	5.43	3.02	1.92	1.13	0.43
OC	449.76	406.95	197.28	59.67	15.88	5.43	3.02	1.92	1.13	0.43
OD	449.76	406.95	197.28	59.67	15.88	5.43	3.02	1.92	1.13	0.43



H[m]	D[m]	Max lux	Med lux	Alpha=13.6°+13.6°	G=0.0
1.00	0.49	450	277		
2.00	0.97	112	69		
3.00	1.46	50	31		
4.00	1.94	28	17		
5.00	2.43	18	11		