

Luminaire

Code NL4204218Y004
 Name Everything 55 700mA square20° - cornice nera - 2700K

Measurement

Code FTS1602970
 Name Everything 55 700mA square20° - cornice nera - 2700K

Luminaire Flux	634.00 lm	Luminaire Power	8.50 W	Efficacy	74.59 lm/W	Efficiency	100.00%
Sources Flux	634.00 lm	Maximum value	7992.45 cd/klm	Position	C=0.00 G=0.00	CG	Rotosymmetrical
Round Luminaire		Diam.	55 mm	Height	78 mm		
Round Luminous Area		Diam.	35 mm	Height	0 mm		
Horizontal Luminous Area			0.000962 m2	Emitting area on Plane 180°			0.000000 m2
Emitting area on Plane 0°			0.000000 m2	Emitting area on Plane 270°			0.000000 m2
Emitting area on Plane 90°			0.000000 m2	Glare area at 76°			0.000233 m2
Coordinate system		CG		Symmetry Type			Rotosymmetrical
Date		17-02-2015		Maximum Gamma Angle			90
Measurement Distance		0.00		Measurement Flux			634.00 lm

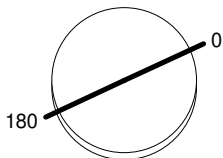
LED Flux=755lm LED Power=8,5W Eff=84% EfcLed=89lm/W EfcLum=75lm/W CCT=2700K Ra=80 SDCM=2 L70(6K)=51400h

C.I.E. 100 100 100 100 100
 F UTE --

D DIN 5040
 B NBN

A60
 BZ 1

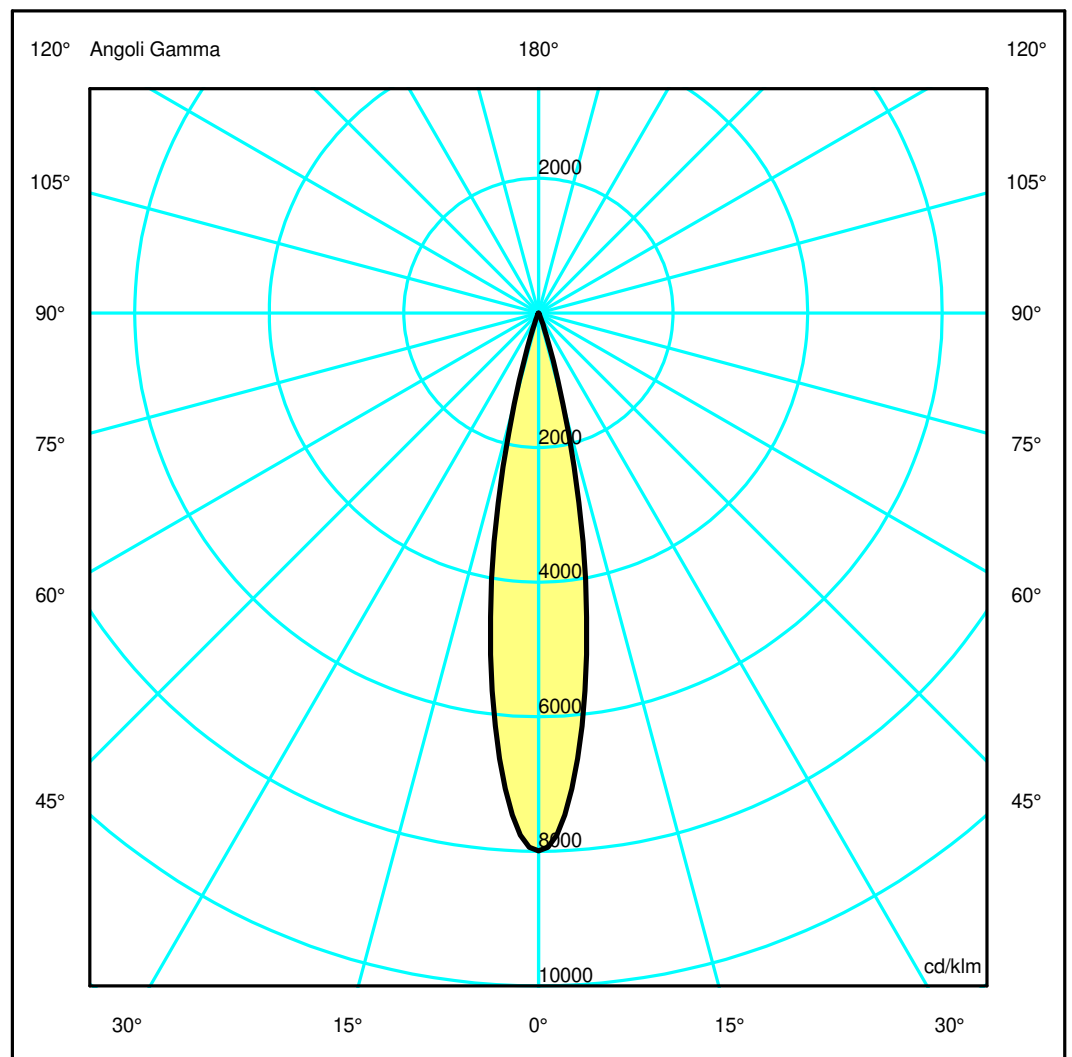
Diam=55mm



Semipiani C

180.0 ——— 0.0

ULOR 0.00 %
 DLOR 100.00 %
 RN 0.00 %



Luminaire

Code NL4204218Y004
 Name Everything 55 700mA square20° - cornice nera - 2700K

Measurerm.

Code FTS1602970
 Name Everything 55 700mA square20° - cornice nera - 2700K

Luminaire Flux	634.00 lm	Luminaire Power	8.50 W	Efficacy	74.59 lm/W	Efficiency	100.00%
Sources Flux	634.00 lm	Maximum value	7992.45 cd/klm	Position	C=0.00 G=0.00	CG	Rotosymmetrical
Round Luminaire		Diam.	55 mm	Height	78 mm		
Round Luminous Area		Diam.	35 mm	Height	0 mm		
Horizontal Luminous Area		0.000962 m2		Emitting area on Plane 180°		0.000000 m2	
Emitting area on Plane 0°		0.000000 m2		Emitting area on Plane 270°		0.000000 m2	
Emitting area on Plane 90°		0.000000 m2		Glare area at 76°		0.000233 m2	
Coordinate system		CG		Symmetry Type		Rotosymmetrical	
Date		17-02-2015		Maximum Gamma Angle		90	
Measurement Distance		0.00		Measurement Flux		634.00 lm	

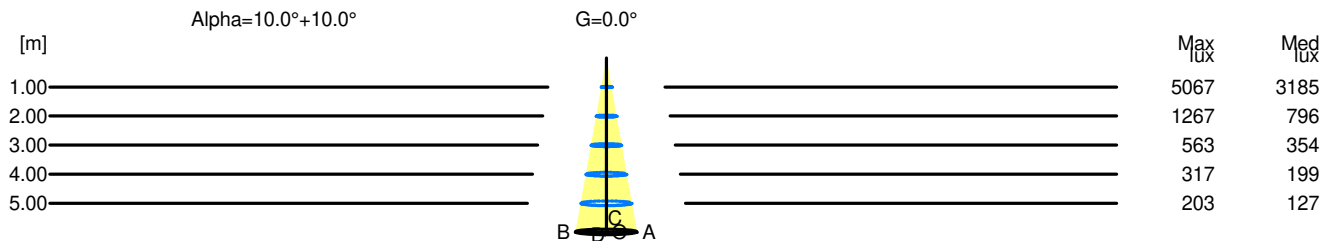
LED Flux=755lm LED Power=8,5W Eff=84% EfcLed=89lm/W EfcLum=75lm/W CCT=2700K Ra=80 SDCM=2 L70(6K)=51400h

C.I.E.	100	100	100	100	100	D DIN 5040	A60
F UTE	--					B NBN	BZ 1

Width at 50.00 % of Max Intensity

H[m]	1.00	2.00	3.00	4.00	5.00	H[m]	1.00	2.00	3.00	4.00	5.00
OA	0.18	0.35	0.53	0.71	0.89	OC	0.18	0.35	0.53	0.71	0.89
OB	0.18	0.35	0.53	0.71	0.89	OD	0.18	0.35	0.53	0.71	0.89

	Luminous Intensities [cd/klm]									
	0	5	15	25	35	45	55	65	75	85
OA	5067.21	4213.83	886.11	35.50	1.06	0.00	0.00	0.00	0.00	0.00
OB	5067.21	4213.83	886.11	35.50	1.06	0.00	0.00	0.00	0.00	0.00
OC	5067.21	4213.83	886.11	35.50	1.06	0.00	0.00	0.00	0.00	0.00
OD	5067.21	4213.83	886.11	35.50	1.06	0.00	0.00	0.00	0.00	0.00



H[m]	D[m]	Max lux	Med lux	Alpha=10.0°+10.0°	G=0.0
1.00	0.35	5067	3185		
2.00	0.71	1267	796		
3.00	1.06	563	354		
4.00	1.42	317	199		
5.00	1.77	203	127		