

Luminaire

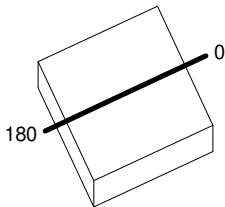
Code M259400
Name EVERY 105 TRLS QD FI LED 3000K 2X9°NE

Measurem.

Code FTS1602363-A
Name EVERY 105 TRLS QD FI LED 3000K 2X9°NE

Luminaire Flux	972 lm	Luminaire Power	10.0 W	Efficacy	97.200 lm/W	Efficiency	100.00%
Source Flux	972 lm	Maximum value	3770.96 cd/klm	Position	C=0.00 G=0.00	CG	Rotosymmetrical
Rectangular Luminaire		Length	85 mm	Width	85 mm	Height	130 mm
Rectangular Luminous Area		Length	80 mm	Width	80 mm	Height	0 mm
Horizontal Luminous Area		0.006400 m2		Emitting area on Plane 180°		0.000000 m2	
Emitting area on Plane 0°		0.000000 m2		Emitting area on Plane 270°		0.000000 m2	
Emitting area on Plane 90°		0.000000 m2		Glare area at 76°		0.001548 m2	
Coordinate system		CG		Symmetry Type		Rotosymmetrical	
Date		06-06-2024		Maximum Gamma Angle		180	
Measurement Distance		0.00		Measurement Flux		972 lm	
LED Flux=1556lm LED Power=10W Eff=62% EfcLed=156lm/W EfcLum=97lm/W CCT=3000K Ra=90 R9=50 SDCM=3 L70(9k)=50000h							
C.I.E.	99	100	100	100	D DIN 5040	A60	
F UTE	--				B NBN	BZ 1	

85mm x 85mm



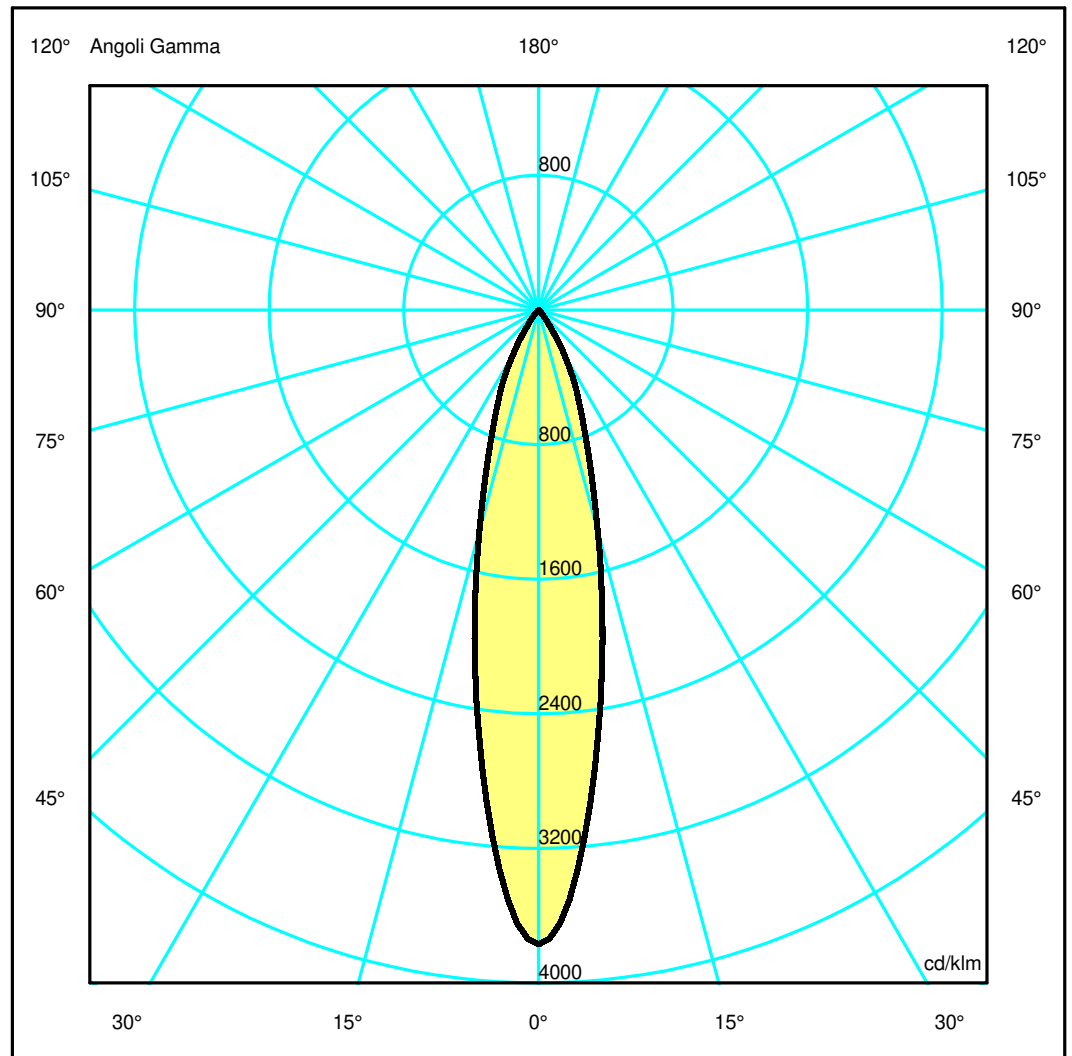
Semipiani C

180.0 ——— 0.0

ULOR 0.00 %

DLOR100.00 %

RN 0.00 %



Luminaire

Code M259400
Name EVERY 105 TRLS QD FI LED 3000K 2X9°NE

Measurerm.

Code FTS1602363-A
Name EVERY 105 TRLS QD FI LED 3000K 2X9°NE

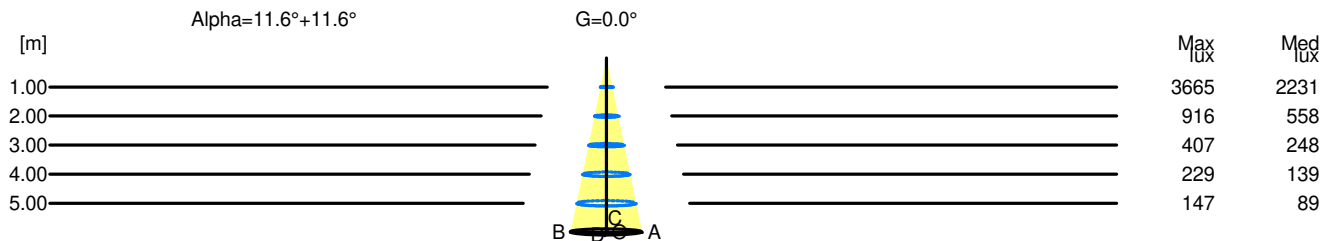
Luminaire Flux	972 lm	Luminaire Power	10.0 W	Efficacy	97.200 lm/W	Efficiency	100.00%
Source Flux	972 lm	Maximum value	3770.96 cd/klm	Position	C=0.00 G=0.00	CG	Rotosymmetrical
Rectangular Luminaire		Length	85 mm	Width	85 mm	Height	130 mm
Rectangular Luminous Area		Length	80 mm	Width	80 mm	Height	0 mm
Horizontal Luminous Area		0.006400 m2		Emitting area on Plane 180°		0.000000 m2	
Emitting area on Plane 0°		0.000000 m2		Emitting area on Plane 270°		0.000000 m2	
Emitting area on Plane 90°		0.000000 m2		Glare area at 76°		0.001548 m2	
Coordinate system		CG		Symmetry Type		Rotosymmetrical	
Date		06-06-2024		Maximum Gamma Angle		180	
Measurement Distance		0.00		Measurement Flux		972 lm	
LED Flux=1556lm LED Power=10W Eff=62% EfcLed=156lm/W EfcLum=97lm/W CCT=3000K Ra=90 R9=50 SDCM=3 L70(9k)=50000h							
C.I.E.	99	100	100	100	100	D DIN 5040	A60
F UTE	--					B NBN	BZ 1

Width at 50.00 % of Max Intensity

H[m]	1.00	2.00	3.00	4.00	5.00	H[m]	1.00	2.00	3.00	4.00	5.00
OA	0.21	0.41	0.62	0.82	1.03	OC	0.21	0.41	0.62	0.82	1.03
OB	0.21	0.41	0.62	0.82	1.03	OD	0.21	0.41	0.62	0.82	1.03

Luminous Intensities [cd/klm]

	0	5	15	25	35	45	55	65	75	85
OA	3665.37	3054.44	1323.74	525.17	120.49	19.70	1.29	0.64	0.49	0.43
OB	3665.37	3054.44	1323.74	525.17	120.49	19.70	1.29	0.64	0.49	0.43
OC	3665.37	3054.44	1323.74	525.17	120.49	19.70	1.29	0.64	0.49	0.43
OD	3665.37	3054.44	1323.74	525.17	120.49	19.70	1.29	0.64	0.49	0.43



H[m]	D[m]	Max lux	Med lux	Alpha=11.6°+11.6°	G=0.0
1.00	0.41	3665	2231		
2.00	0.82	916	558		
3.00	1.23	407	248		
4.00	1.64	229	139		
5.00	2.05	147	89		