

Luminaire

Code M262200
Name EVERY 150 TD TRLS FI LED 3000K 2X30°NE

Measurum.

Code FTS1602423-A
Name EVERY 150 TD TRLS FI LED 3000K 2X30°NE

Luminaire Flux	1717 lm	Luminaire Power	20.0 W	Efficacy	85.850 lm/W	Efficiency	100.00%
Source Flux	1717 lm	Maximum value	1109.04 cd/klm	Position	C=0.00 G=0.00	CG	Rotosymmetrical
Round Luminaire		Diam.	136 mm	Height	138 mm		
Round Luminous Area		Diam.	121 mm	Height	0 mm		
Horizontal Luminous Area		0.011499 m2		Emitting area on Plane 180°		0.000000 m2	
Emitting area on Plane 0°		0.000000 m2		Emitting area on Plane 270°		0.000000 m2	
Emitting area on Plane 90°		0.000000 m2		Glare area at 76°		0.002782 m2	
Coordinate system		CG		Symmetry Type		Rotosymmetrical	
Date		06-06-2024		Maximum Gamma Angle		180	
Measurement Distance		0.00		Measurement Flux		1717 lm	

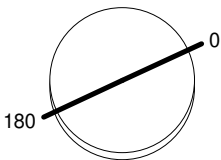
LED Flux=3145lm LED Power=20W Eff=55% EfcLed=157lm/W EfcLum=86lm/W CCT=3000K Ra=90 R9=50 SDCM=3 L70(9k)=50000h

C.I.E. 95 100 100 100 100
F UTE 1.00 A

D DIN 5040
B NBN

A60
BZ 1

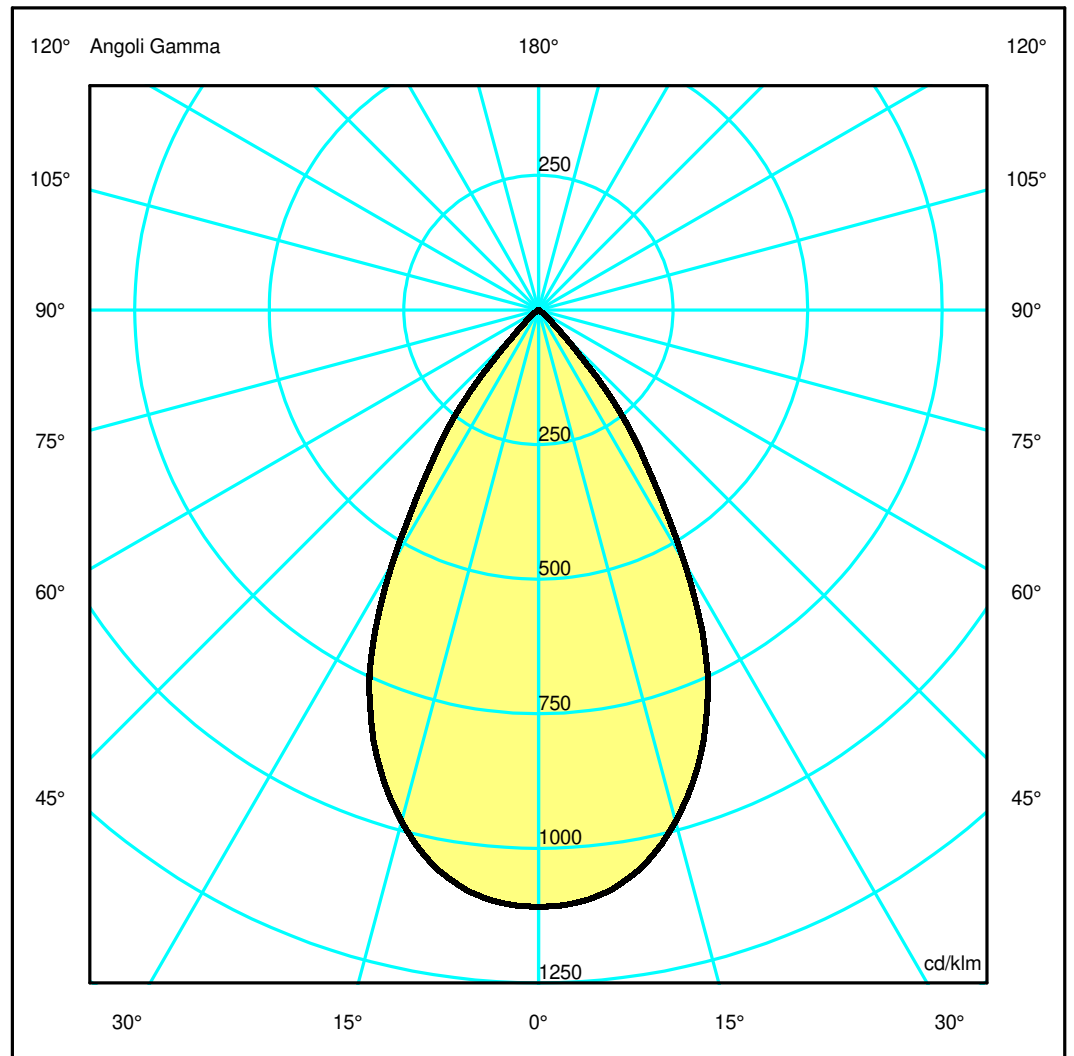
Diam=136mm



Semipiani C

180.0 ——— 0.0

ULOR 0.00 %
DLOR100.00 %
RN 0.00 %



Luminaire

Code M262200
Name EVERY 150 TD TRLS FI LED 3000K 2X30°NE

Measurment.

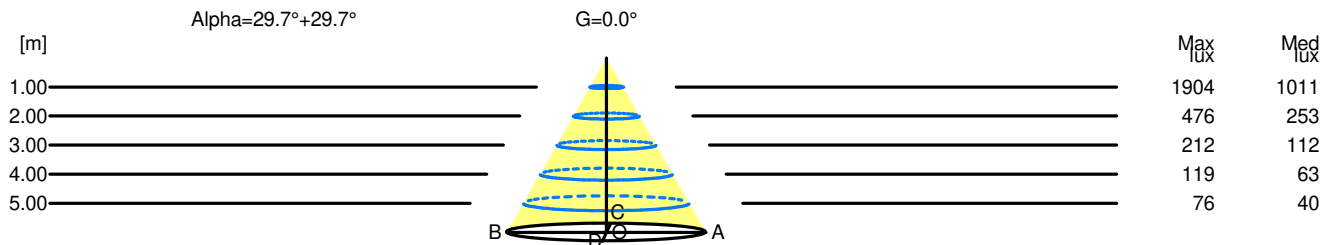
Code FTS1602423-A
Name EVERY 150 TD TRLS FI LED 3000K 2X30°NE

Luminaire Flux	1717 lm	Luminaire Power	20.0 W	Efficacy	85.850 lm/W	Efficiency	100.00%
Source Flux	1717 lm	Maximum value	1109.04 cd/klm	Position	C=0.00 G=0.00	CG	Rotosymmetrical
Round Luminaire		Diam.	136 mm	Height	138 mm		
Round Luminous Area		Diam.	121 mm	Height	0 mm		
Horizontal Luminous Area		0.011499 m2		Emitting area on Plane 180°		0.000000 m2	
Emitting area on Plane 0°		0.000000 m2		Emitting area on Plane 270°		0.000000 m2	
Emitting area on Plane 90°		0.000000 m2		Glare area at 76°		0.002782 m2	
Coordinate system		CG		Symmetry Type		Rotosymmetrical	
Date		06-06-2024		Maximum Gamma Angle		180	
Measurement Distance		0.00		Measurement Flux		1717 lm	
LED Flux=3145lm LED Power=20W Eff=55% EfcLed=157lm/W EfcLum=86lm/W CCT=3000K Ra=90 R9=50 SDCM=3 L70(9k)=50000h							
C.I.E.	95 100 100 100 100			D DIN 5040	A60		
F UTE	1.00 A			B NBN	BZ 1		

Width at 50.00 % of Max Intensity

H[m]	1.00	2.00	3.00	4.00	5.00	H[m]	1.00	2.00	3.00	4.00	5.00
OA	0.57	1.14	1.71	2.29	2.86	OC	0.57	1.14	1.71	2.29	2.86
OB	0.57	1.14	1.71	2.29	2.86	OD	0.57	1.14	1.71	2.29	2.86

	Luminous Intensities [cd/klm]									
	0	5	15	25	35	45	55	65	75	85
OA	1904.21	1885.22	1688.40	1276.33	598.70	101.35	12.14	2.26	0.96	0.48
OB	1904.21	1885.22	1688.40	1276.33	598.70	101.35	12.14	2.26	0.96	0.48
OC	1904.21	1885.22	1688.40	1276.33	598.70	101.35	12.14	2.26	0.96	0.48
OD	1904.21	1885.22	1688.40	1276.33	598.70	101.35	12.14	2.26	0.96	0.48



H[m]	D[m]	Max lux	Med lux	Alpha=29.7°+29.7°	G=0.0
1.00	1.14	1904	1011		
2.00	2.29	476	253		
3.00	3.43	212	112		
4.00	4.57	119	63		
5.00	5.71	76	40		