

Luminaire

Code M326015_30°
Name EVERYT 80 RD OR LED 2700K 2X9° N/N_30°

Measurement

Code FTS2400143.
Name EVERYT 80 RD OR LED 2700K 2X9° N/N_30°

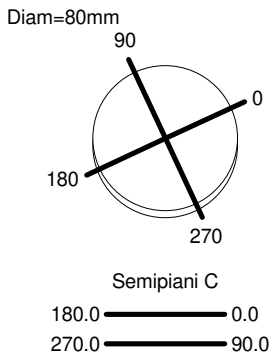
Luminaire Flux	709 lm	Luminaire Power	10.0 W	Efficacy	70.900 lm/W	Efficiency	100.00%
Source Flux	709 lm	Maximum value	4507.98 cd/klm	Position	C=0.00 G=29.00	CG	Sym. on planes 0-180
Round Luminaire		Diam.	80 mm	Height	115 mm		
Round Luminous Area		Diam.	60 mm	Height	0 mm		
Horizontal Luminous Area			0.002827 m ²	Emitting area on Plane 180°			0.000000 m ²
Emitting area on Plane 0°			0.000000 m ²	Emitting area on Plane 270°			0.000000 m ²
Emitting area on Plane 90°			0.000000 m ²	Glare area at 76°			0.000684 m ²
Coordinate system		CG		Symmetry Type		Sym. on planes 0-180	
Date		20-05-2024		Maximum Gamma Angle		180	
Measurement Distance		0.00		Measurement Flux		709 lm	

LED Flux=1474lm LED Power=10W Eff=48% EfcLed=147lm/W EfcLum=71lm/W CCT=2700K Ra=90 R9=50 SDCM=3 L70(9k)=50000h

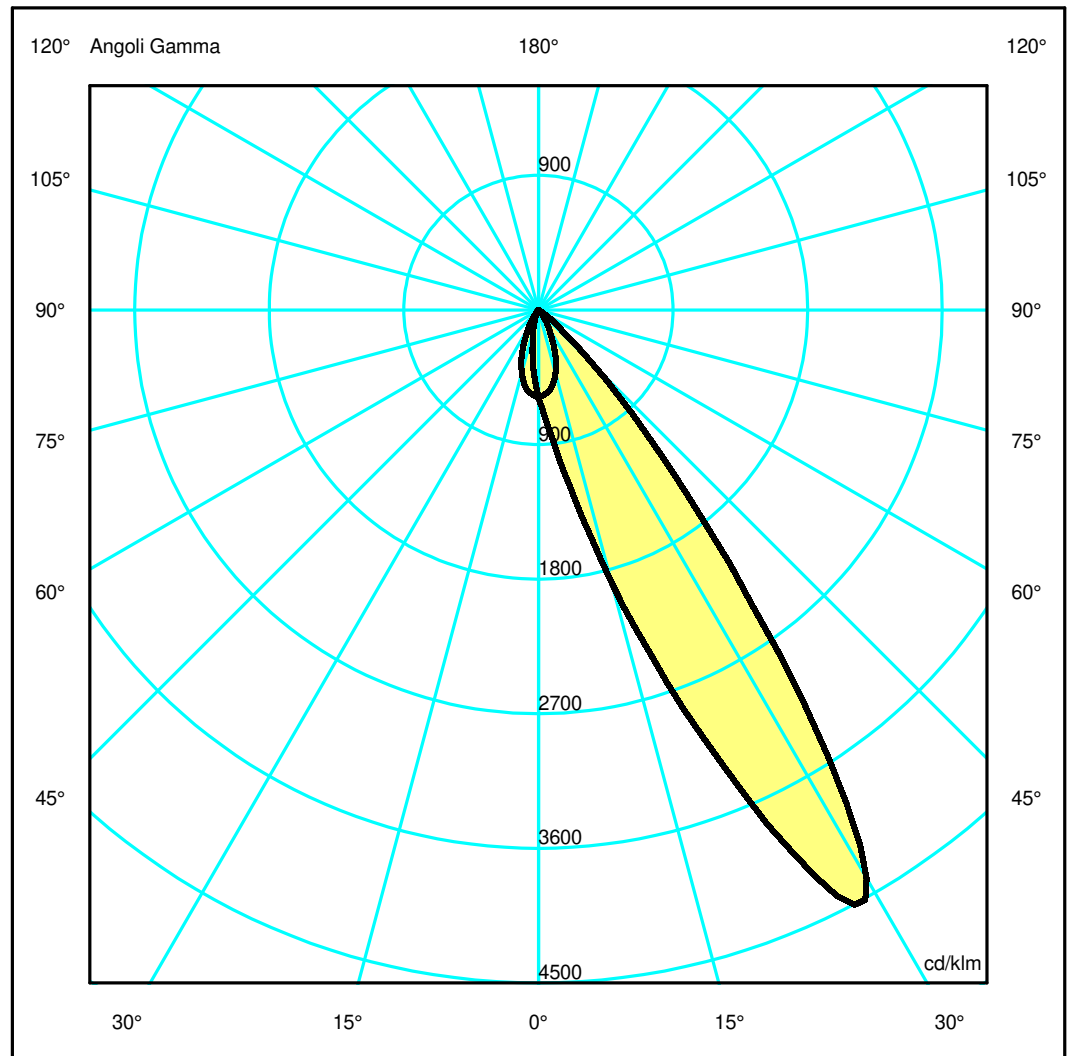
C.I.E. 92 100 100 100 100
F UTE 1.00 A

D DIN 5040
B NBN

A60
BZ 1



ULOR 0.03 %
DLOR 99.97 %
RN 0.03 %



Luminaire

Code M326015_30°
Name EVERYT 80 RD OR LED 2700K 2X9° N/N_30°

Measurment.

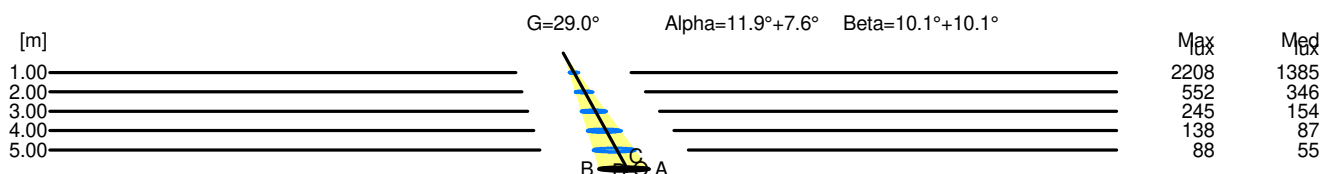
Code FTS2400143.
Name EVERYT 80 RD OR LED 2700K 2X9° N/N_30°

Luminaire Flux	709 lm	Luminaire Power	10.0 W	Efficacy	70.900 lm/W	Efficiency	100.00%
Source Flux	709 lm	Maximum value	4507.98 cd/klm	Position	C=0.00 G=29.00	CG	Sym. on planes 0-180
Round Luminaire		Diam.	80 mm	Height	115 mm		
Round Luminous Area		Diam.	60 mm	Height	0 mm		
Horizontal Luminous Area			0.002827 m2	Emitting area on Plane 180°			0.000000 m2
Emitting area on Plane 0°			0.000000 m2	Emitting area on Plane 270°			0.000000 m2
Emitting area on Plane 90°			0.000000 m2	Glare area at 76°			0.000684 m2
Coordinate system		CG		Symmetry Type			Sym. on planes 0-180
Date		20-05-2024		Maximum Gamma Angle			180
Measurement Distance		0.00		Measurement Flux			709 lm
LED Flux=1474lm LED Power=10W Eff=48% EfcLed=147lm/W EfcLum=71lm/W CCT=2700K Ra=90 R9=50 SDCM=3 L70(9k)=50000h							
C.I.E.	92 100 100 100 100			D DIN 5040	A60		
F UTE	1.00 A			B NBN	BZ 1		

Width at 50.00 % of Max Intensity

H[m]	1.00	2.00	3.00	4.00	5.00	H[m]	1.00	2.00	3.00	4.00	5.00
OA	0.19	0.37	0.56	0.75	0.94	OC	0.20	0.41	0.61	0.82	1.02
OB	0.25	0.49	0.74	0.99	1.23	OD	0.20	0.41	0.61	0.82	1.02

	Luminous Intensities [cd/klm]									
	0	5	15	25	35	45	55	65	75	85
OA	414.33	569.42	1337.51	2824.39	1998.18	371.40	47.78	2.48	0.30	0.20
OB	414.33	281.04	99.92	30.88	13.08	5.82	3.65	0.00	0.00	0.00
OC	414.33	397.71	308.40	151.91	49.00	12.06	3.34	0.93	0.38	0.23
OD	414.33	397.71	308.40	151.91	49.00	12.06	3.34	0.93	0.38	0.23



H[m]	D[m]	Max lux	Med lux	Alpha=11.9°+7.6°	G=29.0
1.00	0.43	2208	1385		
2.00	0.87	552	346		
3.00	1.30	245	154		
4.00	1.73	138	87		
5.00	2.17	88	55		

H[m]	D[m]	Max lux	Med lux	Beta=10.1°+10.1°	G=0.0
1.00	0.41	2208	1385		
2.00	0.82	552	346		
3.00	1.22	245	154		
4.00	1.63	138	87		
5.00	2.04	88	55		