

## Luminaire

Code M331215\_30°  
Name EVERY 80 RD OR LED 2700K 2X14° M/N\_30°

## Measurement

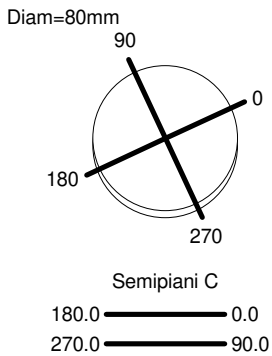
Code FTS2400120.  
Name EVERY 80 RD OR LED 2700K 2X14° M/N\_30°

Luminaire Flux	1020 lm	Luminaire Power	10.0 W	Efficacy	102.000 lm/W	Efficiency	100.00%
Source Flux	1020 lm	Maximum value	2321.20 cd/klm	Position	C=0.00 G=27.00	CG	Sym. on planes 0-180
Round Luminaire		Diam.	80 mm	Height	115 mm		
Round Luminous Area		Diam.	60 mm	Height	0 mm		
Horizontal Luminous Area			0.002827 m2	Emitting area on Plane 180°			0.000000 m2
Emitting area on Plane 0°			0.000000 m2	Emitting area on Plane 270°			0.000000 m2
Emitting area on Plane 90°			0.000000 m2	Glare area at 76°			0.000684 m2
Coordinate system		CG		Symmetry Type		Sym. on planes 0-180	
Date		20-05-2024		Maximum Gamma Angle		180	
Measurement Distance		0.00		Measurement Flux		1020 lm	

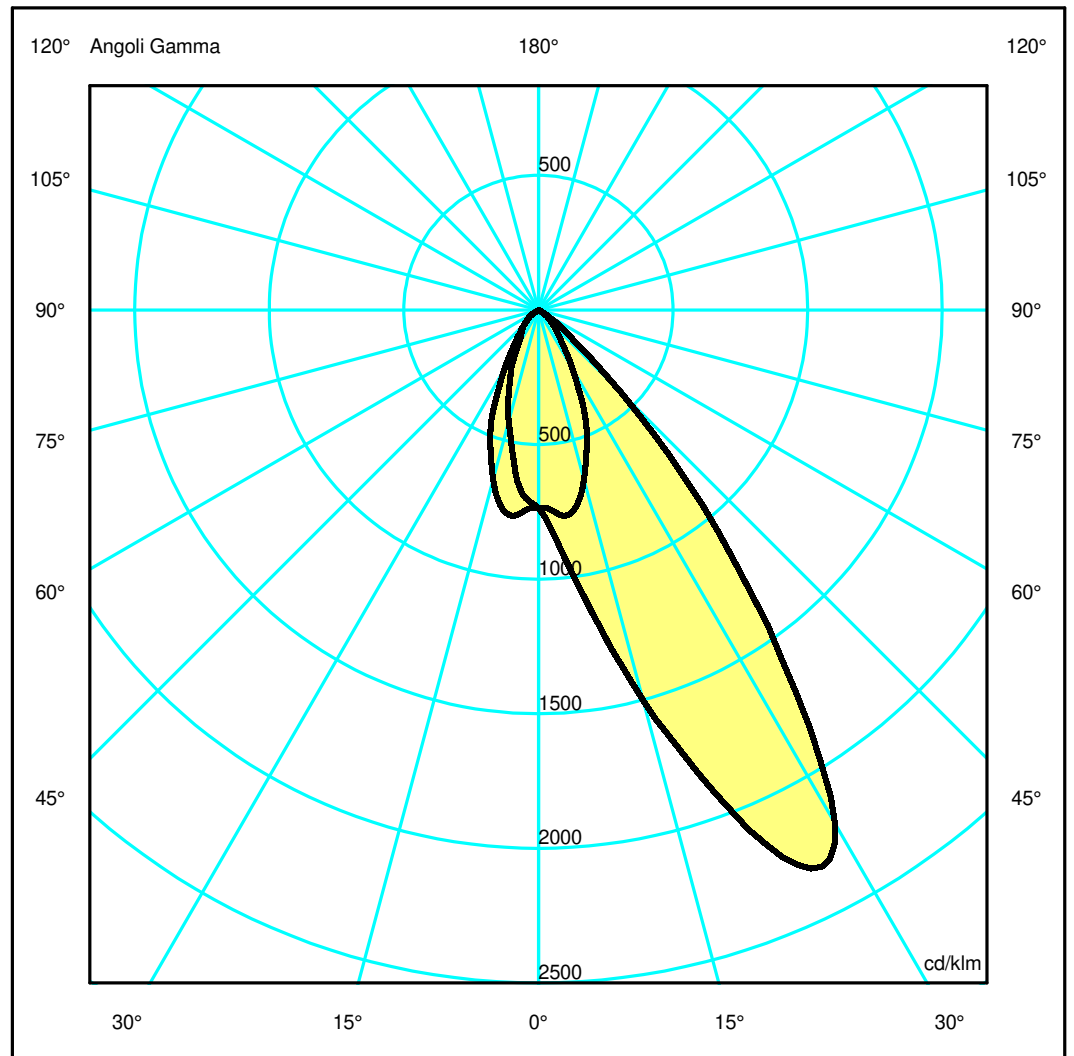
LED Flux=1474lm LED Power=10W Eff=69% EfcLed=147lm/W EfcLum=102lm/W CCT=2700K Ra=90 R9=50 SDCM=3 L70(9k)=50000h

C.I.E. 88 100 100 100 100  
F UTE 1.00 A

D DIN 5040  
B NBN  
A60  
BZ 1



ULOR 0.03 %  
DLOR 99.97 %  
RN 0.03 %



## Luminaire

Code M331215\_30°  
Name EVERY 80 RD OR LED 2700K 2X14° M/N\_30°

## Measurment.

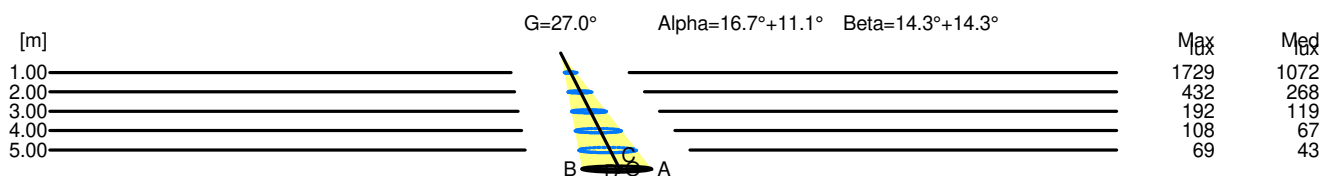
Code FTS2400120.  
Name EVERY 80 RD OR LED 2700K 2X14° M/N\_30°

Luminaire Flux	1020 lm	Luminaire Power	10.0 W	Efficacy	102.000 lm/W	Efficiency	100.00%
Source Flux	1020 lm	Maximum value	2321.20 cd/klm	Position	C=0.00 G=27.00	CG	Sym. on planes 0-180
Round Luminaire		Diam.	80 mm	Height	115 mm		
Round Luminous Area		Diam.	60 mm	Height	0 mm		
Horizontal Luminous Area		0.002827 m2		Emitting area on Plane 180°		0.000000 m2	
Emitting area on Plane 0°		0.000000 m2		Emitting area on Plane 270°		0.000000 m2	
Emitting area on Plane 90°		0.000000 m2		Glare area at 76°		0.000684 m2	
Coordinate system		CG		Symmetry Type		Sym. on planes 0-180	
Date		20-05-2024		Maximum Gamma Angle		180	
Measurement Distance		0.00		Measurement Flux		1020 lm	
LED Flux=1474lm LED Power=10W Eff=69% EfcLed=147lm/W EfcLum=102lm/W CCT=2700K Ra=90 R9=50 SDCM=3 L70(9k)=50000h							
C.I.E.	88 100 100 100 100			D DIN 5040	A60		
F UTE	1.00 A			B NBN	BZ 1		

### Width at 50.00 % of Max Intensity

H[m]	1.00	2.00	3.00	4.00	5.00	H[m]	1.00	2.00	3.00	4.00	5.00
OA	0.28	0.55	0.83	1.10	1.38	OC	0.29	0.57	0.86	1.15	1.43
OB	0.33	0.65	0.98	1.31	1.64	OD	0.29	0.57	0.86	1.15	1.43

	Luminous Intensities [ cd/klm ]									
	0	5	15	25	35	45	55	65	75	85
OA	750.86	896.18	1529.51	2318.58	1595.02	442.97	70.40	6.54	0.36	0.24
OB	750.86	700.00	437.98	247.98	113.66	72.64	39.22	0.00	0.00	0.00
OC	750.86	771.62	664.46	397.41	162.99	74.05	32.72	0.71	0.43	0.34
OD	750.86	771.62	664.46	397.41	162.99	74.05	32.72	0.71	0.43	0.34



H[m]	D[m]	Max lux	Med lux	Alpha=16.7°+11.1°	G=27.0
1.00	0.60	1729	1072		
2.00	1.20	432	268		
3.00	1.81	192	119		
4.00	2.41	108	67		
5.00	3.01	69	43		

H[m]	D[m]	Max lux	Med lux	Beta=14.3°+14.3°	G=0.0
1.00	0.57	1729	1072		
2.00	1.15	432	268		
3.00	1.72	192	119		
4.00	2.29	108	67		
5.00	2.86	69	43		