

Luminaire

Code M326265_30°
 Name EVERYT 80 RD OR LED 2700K 2X22° N/S_30°

Measurement

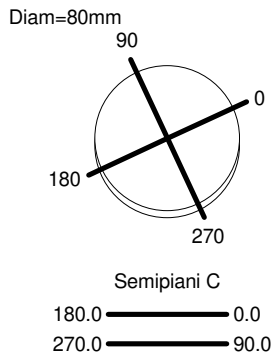
Code FTS2400145.
 Name EVERYT 80 RD OR LED 2700K 2X22° N/S_30°

Luminaire Flux	564 lm	Luminaire Power	10.0 W	Efficacy	56.400 lm/W	Efficiency	100.00%
Source Flux	564 lm	Maximum value	1847.42 cd/klm	Position	C=0.00 G=25.00	CG	Sym. on planes 0-180
Round Luminaire		Diam.	80 mm	Height	115 mm		
Round Luminous Area		Diam.	60 mm	Height	0 mm		
Horizontal Luminous Area			0.002827 m2	Emitting area on Plane 180°			0.000000 m2
Emitting area on Plane 0°			0.000000 m2	Emitting area on Plane 270°			0.000000 m2
Emitting area on Plane 90°			0.000000 m2	Glare area at 76°			0.000684 m2
Coordinate system		CG		Symmetry Type		Sym. on planes 0-180	
Date		20-05-2024		Maximum Gamma Angle		180	
Measurement Distance		0.00		Measurement Flux		564 lm	

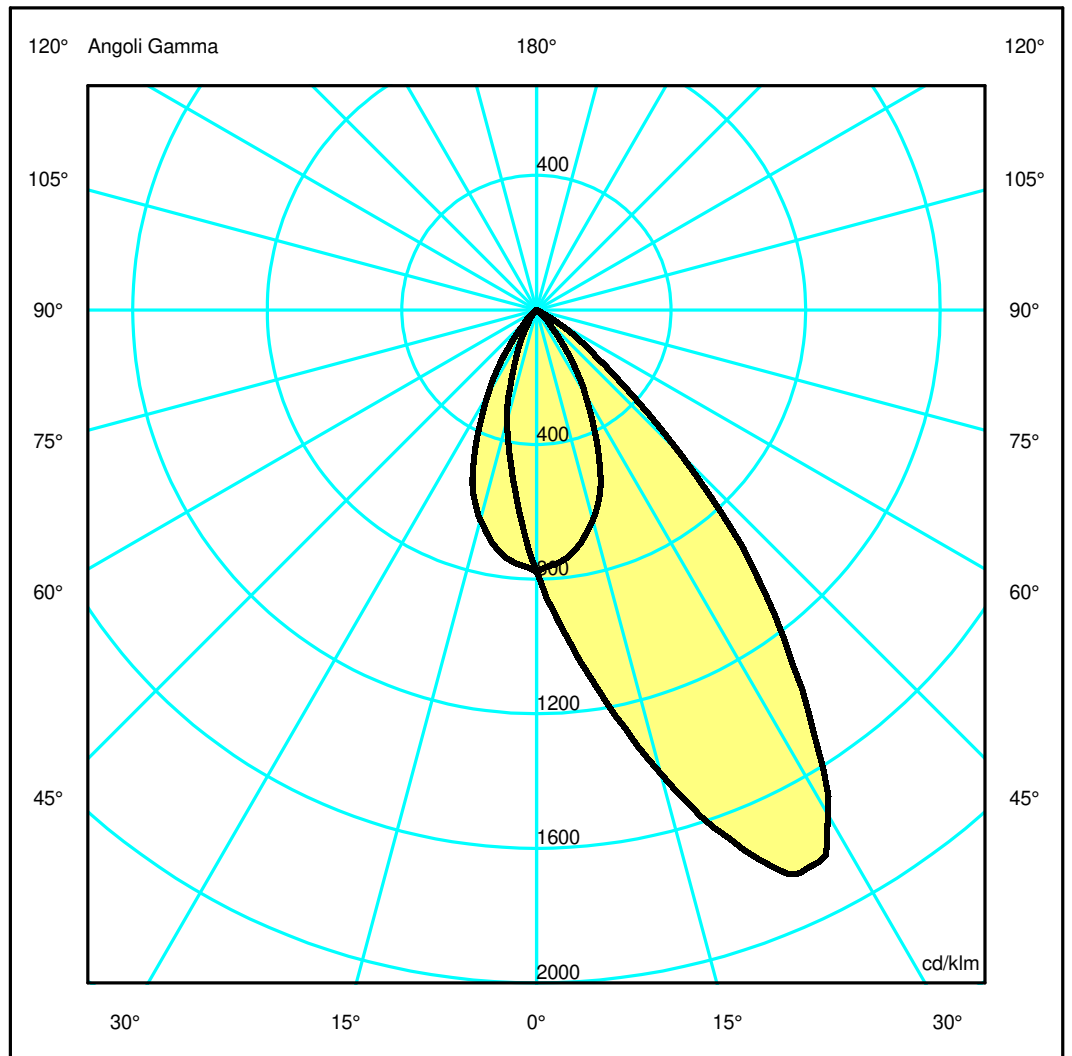
LED Flux=1474lm LED Power=10W Eff=38% EfcLed=147lm/W EfcLum=56lm/W CCT=2700K Ra=90 R9=50 SDCM=3 L70(9k)=50000h

C.I.E. 86 100 100 100 100
 F UTE 1.00 A

D DIN 5040
 B NBN
 A60
 BZ 1



ULOR 0.04 %
 DLOR 99.96 %
 RN 0.04 %



Luminaire

Code M326265_30°
Name EVERYT 80 RD OR LED 2700K 2X22° N/S_30°

Measurerm.

Code FTS2400145.
Name EVERYT 80 RD OR LED 2700K 2X22° N/S_30°

Luminaire Flux	564 lm	Luminaire Power	10.0 W	Efficacy	56.400 lm/W	Efficiency	100.00%
Source Flux	564 lm	Maximum value	1847.42 cd/klm	Position	C=0.00 G=25.00	CG	Sym. on planes 0-180
Round Luminaire		Diam.	80 mm	Height	115 mm		
Round Luminous Area		Diam.	60 mm	Height	0 mm		
Horizontal Luminous Area		0.002827 m2		Emitting area on Plane 180°		0.000000 m2	
Emitting area on Plane 0°		0.000000 m2		Emitting area on Plane 270°		0.000000 m2	
Emitting area on Plane 90°		0.000000 m2		Glare area at 76°		0.000684 m2	
Coordinate system		CG		Symmetry Type		Sym. on planes 0-180	
Date		20-05-2024		Maximum Gamma Angle		180	
Measurement Distance		0.00		Measurement Flux		564 lm	

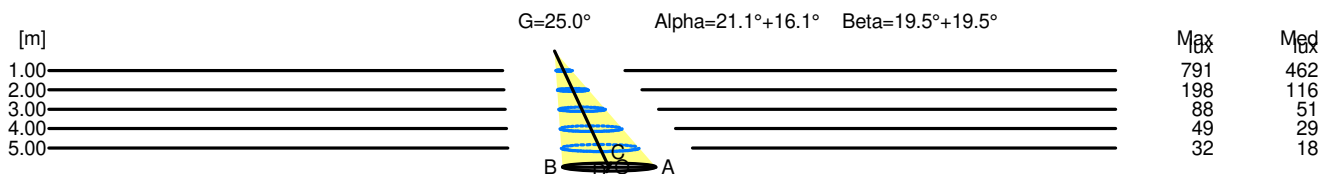
LED Flux=1474lm LED Power=10W Eff=38% EfcLed=147lm/W EfcLum=56lm/W CCT=2700K Ra=90 R9=50 SDCM=3 L70(9k)=50000h

C.I.E.	86 100 100 100 100	D DIN 5040	A60
F UTE	1.00 A	B NBN	BZ 1

Width at 50.00 % of Max Intensity

H[m]	1.00	2.00	3.00	4.00	5.00	H[m]	1.00	2.00	3.00	4.00	5.00
OA	0.41	0.81	1.22	1.63	2.03	OC	0.39	0.78	1.17	1.56	1.96
OB	0.40	0.80	1.19	1.59	1.99	OD	0.39	0.78	1.17	1.56	1.96

	Luminous Intensities [cd/klm]									
	0	5	15	25	35	45	55	65	75	85
OA	438.25	544.42	804.26	1041.94	776.40	341.15	86.06	3.92	0.42	0.21
OB	438.25	337.75	192.15	73.21	20.39	5.56	3.39	0.00	0.00	0.00
OC	438.25	425.08	364.21	236.12	101.94	24.90	4.75	1.09	0.43	0.24
OD	438.25	425.08	364.21	236.12	101.94	24.90	4.75	1.09	0.43	0.24



H[m]	D[m]	Max lux	Med lux	Alpha=21.1°+16.1°	G=25.0
1.00	0.80	791	462		
2.00	1.61	198	116		
3.00	2.41	88	51		
4.00	3.22	49	29		
5.00	4.02	32	18		

H[m]	D[m]	Max lux	Med lux	Beta=19.5°+19.5°	G=0.0
1.00	0.78	791	462		
2.00	1.56	198	116		
3.00	2.35	88	51		
4.00	3.13	49	29		
5.00	3.91	32	18		