

Luminaire

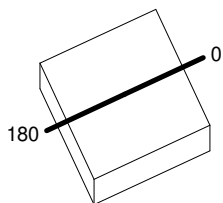
Code DJ1001L10
Name MIYAKO - SOFFITTO 30 LED - BIANCO

Measur.

Code FTS1600627
Name MIYAKO - SOFFITTO 30 LED - BIANCO

Luminaire Flux	180.44 lm	Luminaire Power	5.00 W	Efficacy	36.09 lm/W	Efficiency	100.00%
Lamps Flux	180.44 lm	Maximum value	4213.99 cd/klm	Position	C=0.00 G=0.00	CG	Rotosymmetrical
Rectangular Luminaire		Length	50 mm	Width	50 mm	Height	300 mm
Rectangular Luminous Area		Length	50 mm	Width	50 mm	Height	3 mm
Horizontal Luminous Area		0.002500 m2		Emitting area on Plane 180°		0.000150 m2	
Emitting area on Plane 0°		0.000150 m2		Emitting area on Plane 270°		0.000150 m2	
Emitting area on Plane 90°		0.000150 m2		Glare area at 76°		0.000750 m2	
Coordinate system		CG		Symmetry Type		Rotosymmetrical	
Date		11-07-2014		Maximum Gamma Angle		90	
Measurement Distance		0.00		Measurement Flux		180.44 lm	
LED Flux=240lm LED Power=3.3W Eff=75% EfcLed=73lm/W EfcLum=36lm/W Ra=80 SDCM=5 L70(6K)=50000							
C.I.E.	89 97 100 100 100			D DIN 5040		A60	
F UTE	1.00 A			B NBN		BZ 1	

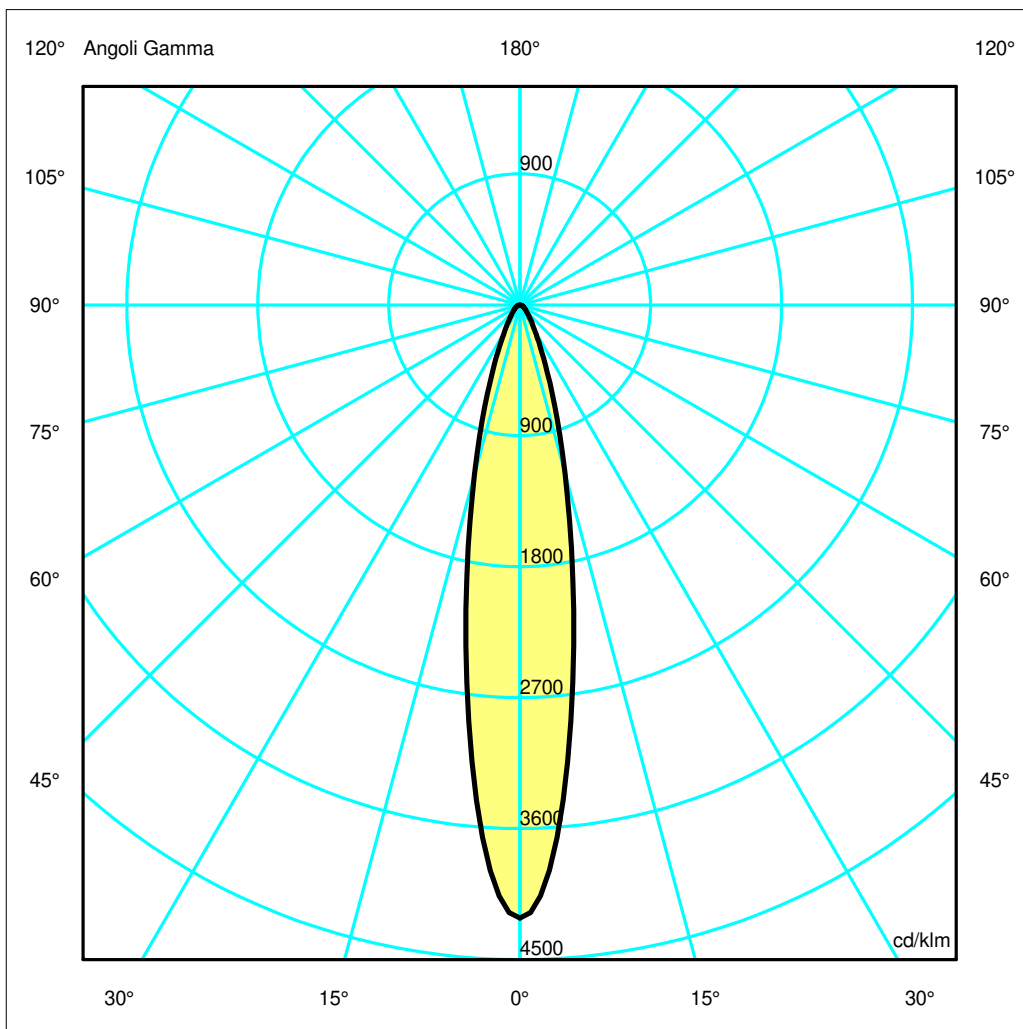
50mm x 50mm



Semipiani C

180.0 ——— 0.0

ULOR 0.00 %
DLOR 100.00 %
RN 0.00 %



Luminaire

Code DJ1001L10
Name MIYAKO - SOFFITTO 30 LED - BIANCO

Measurement

Code FTS1600627
Name MIYAKO - SOFFITTO 30 LED - BIANCO

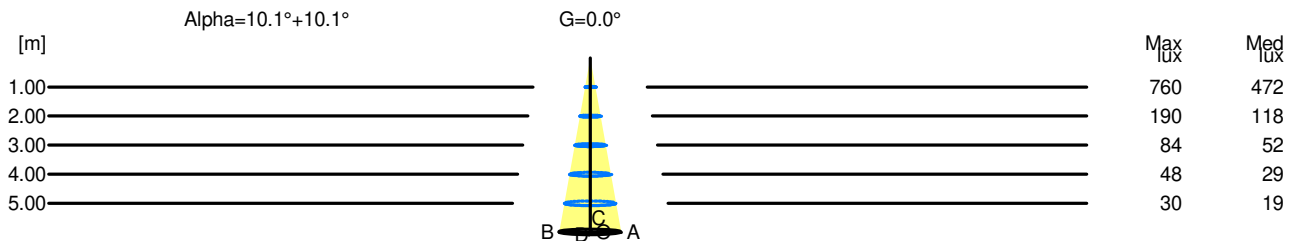
Luminaire Flux	180.44 lm	Luminaire Power	5.00 W	Efficacy	36.09 lm/W	Efficiency	100.00%
Lamps Flux	180.44 lm	Maximum value	4213.99 cd/klm	Position	C=0.00 G=0.00	CG	Rotosymmetrical
Rectangular Luminaire		Length	50 mm	Width	50 mm	Height	300 mm
Rectangular Luminous Area		Length	50 mm	Width	50 mm	Height	3 mm
Horizontal Luminous Area		0.002500 m2		Emitting area on Plane 180°		0.000150 m2	
Emitting area on Plane 0°		0.000150 m2		Emitting area on Plane 270°		0.000150 m2	
Emitting area on Plane 90°		0.000150 m2		Glare area at 76°		0.000750 m2	
Coordinate system		CG		Symmetry Type		Rotosymmetrical	
Date		11-07-2014		Maximum Gamma Angle		90	
Measurement Distance		0.00		Measurement Flux		180.44 lm	
LED Flux=240lm LED Power=3.3W Eff=75% EfcLed=73lm/W EfcLum=36lm/W Ra=80 SDCM=5 L70(6K)=50000							
C.I.E.	89 97 100 100 100			D DIN 5040	A60		
F UTE	1.00 A			B NBN	BZ 1		

Width at 50.00 % of Max Intensity

H[m]	1.00	2.00	3.00	4.00	5.00	H[m]	1.00	2.00	3.00	4.00	5.00
OA	0.18	0.36	0.54	0.71	0.89	OC	0.18	0.36	0.54	0.71	0.89
OB	0.18	0.36	0.54	0.71	0.89	OD	0.18	0.36	0.54	0.71	0.89

Luminous Intensities [cd/klm]

	0	5	15	25	35	45	55	65	75	85
OA	760.37	616.79	216.88	64.59	24.16	12.14	7.11	4.30	1.76	0.00
OB	760.37	616.79	216.88	64.59	24.16	12.14	7.11	4.30	1.76	0.00
OC	760.37	616.79	216.88	64.59	24.16	12.14	7.11	4.30	1.76	0.00
OD	760.37	616.79	216.88	64.59	24.16	12.14	7.11	4.30	1.76	0.00



H[m]	D[m]	Max lux	Med lux	Alpha=10.1°+10.1°	G=0.0
1.00	0.36	760	472		
2.00	0.71	190	118		
3.00	1.07	84	52		
4.00	1.43	48	29		
5.00	1.78	30	19		