

## Luminaire

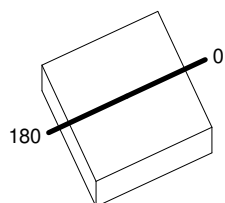
Code DJ1001G09  
Name MIYAKO - PARETE 30 LED - NERO - doppia emissione dir. + indir.

## Measurerm.

Code FTS1600642  
Name MIYAKO - PARETE 30 LED - NERO - doppia emissione dir. + indir.

Luminaire Flux	243.11 lm	Luminaire Power	7.00 W	Efficacy	34.73 lm/W	Efficiency	100.00%
Lamps Flux	243.11 lm	Maximum value	1680.64 cd/klm	Position	C=0.00 G=0.00	CG	Rotosymmetrical
Rectangular Luminaire		Length	50 mm	Width	50 mm	Height	300 mm
Rectangular Luminous Area		Length	50 mm	Width	50 mm	Height	3 mm
Horizontal Luminous Area		0.002500 m2		Emitting area on Plane 180°		0.000150 m2	
Emitting area on Plane 0°		0.000150 m2		Emitting area on Plane 270°		0.000150 m2	
Emitting area on Plane 90°		0.000150 m2		Glare area at 76°		0.000750 m2	
Coordinate system		CG		Symmetry Type		Rotosymmetrical	
Date		14-07-2014		Maximum Gamma Angle		180	
Measurement Distance		0.00		Measurement Flux		243.11 lm	
LED Flux=349.12lm LED Power=6.6W Eff=70% EfcLed=53lm/W EfcLum=35lm/W Ra=80 SDCM=5 L70(6K)=50000							
C.I.E.	94 99 100 51 100			D DIN 5040		C61	
F UTE	0.51 A + 0.49 T			B NBN		BZ 1	

50mm x 50mm



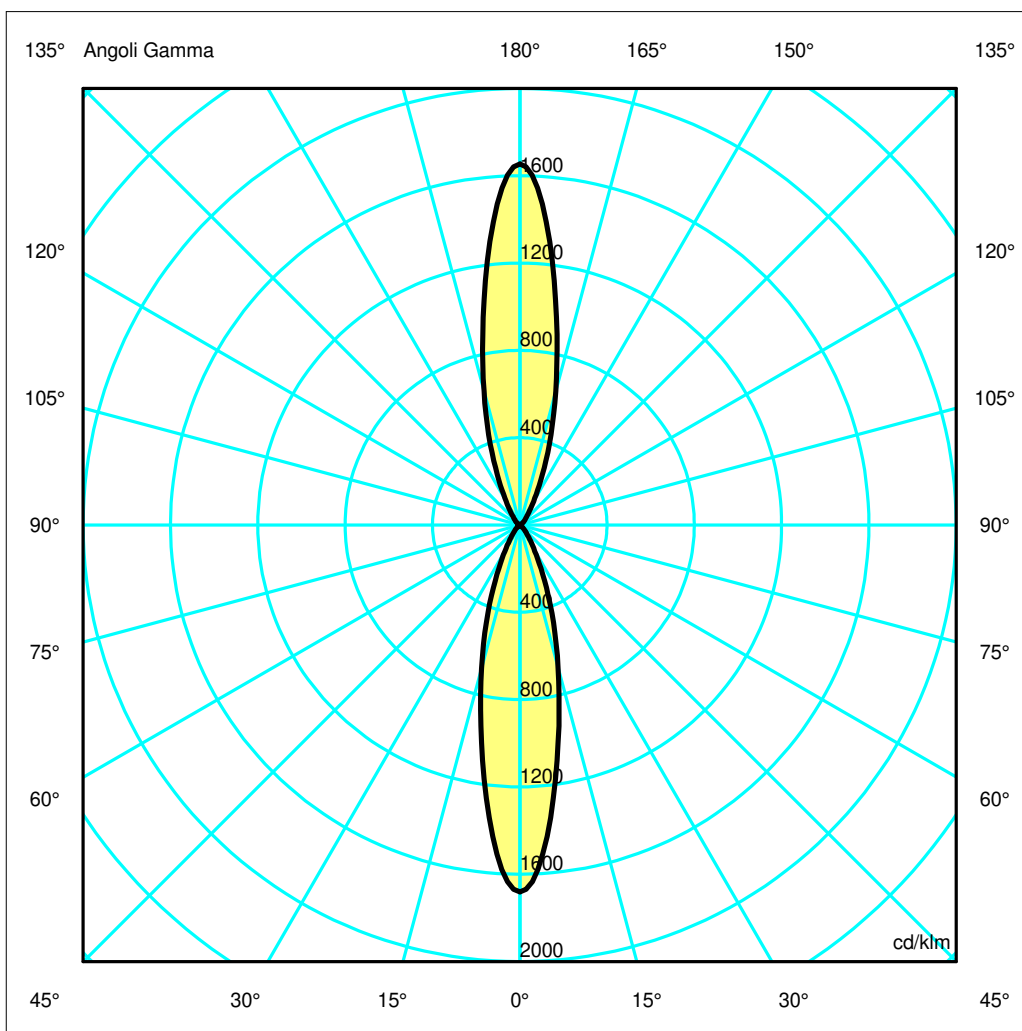
Semipiani C

180.0 ——— 0.0

ULOR 48.89 %

DLOR 51.11 %

RN 48.89 %



## Luminaire

Code DJ1001G09  
Name MIYAKO - PARETE 30 LED - NERO - doppia emissione dir. + indir.

## Measurement

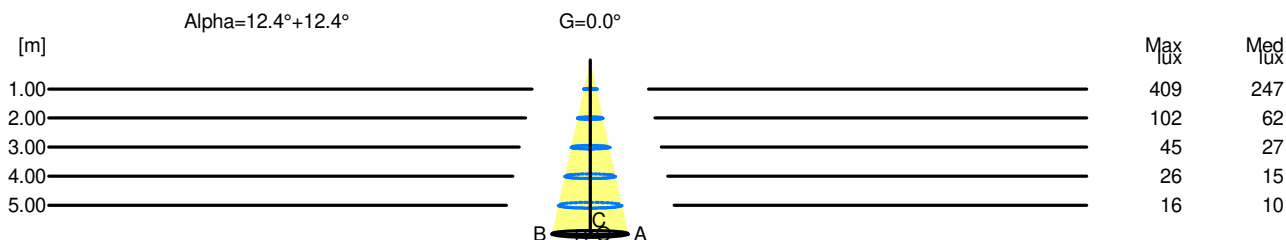
Code FTS1600642  
Name MIYAKO - PARETE 30 LED - NERO - doppia emissione dir. + indir.

Luminaire Flux	243.11 lm	Luminaire Power	7.00 W	Efficacy	34.73 lm/W	Efficiency	100.00%
Lamps Flux	243.11 lm	Maximum value	1680.64 cd/klm	Position	C=0.00 G=0.00	CG	Rotosymmetrical
Rectangular Luminaire		Length	50 mm	Width	50 mm	Height	300 mm
Rectangular Luminous Area		Length	50 mm	Width	50 mm	Height	3 mm
Horizontal Luminous Area		0.002500 m2		Emitting area on Plane 180°		0.000150 m2	
Emitting area on Plane 0°		0.000150 m2		Emitting area on Plane 270°		0.000150 m2	
Emitting area on Plane 90°		0.000150 m2		Glare area at 76°		0.000750 m2	
Coordinate system		CG		Symmetry Type		Rotosymmetrical	
Date		14-07-2014		Maximum Gamma Angle		180	
Measurement Distance		0.00		Measurement Flux		243.11 lm	
LED Flux=349.12lm LED Power=6.6W Eff=70% EfcLed=53lm/W EfcLum=35lm/W Ra=80 SDCM=5 L70(6K)=50000							
C.I.E.	94 99 100 51 100			D DIN 5040		C61	
F UTE	0.51 A + 0.49 T			B NBN		BZ 1	

### Width at 50.00 % of Max Intensity

H[m]	1.00	2.00	3.00	4.00	5.00	H[m]	1.00	2.00	3.00	4.00	5.00
OA	0.22	0.44	0.66	0.88	1.10	OC	0.22	0.44	0.66	0.88	1.10
OB	0.22	0.44	0.66	0.88	1.10	OD	0.22	0.44	0.66	0.88	1.10

	Luminous Intensities [ cd/klm]									
	0	5	15	25	35	45	55	65	75	85
OA	408.58	348.01	164.90	60.26	18.88	6.70	2.42	0.74	0.00	0.00
OB	408.58	348.01	164.90	60.26	18.88	6.70	2.42	0.74	0.00	0.00
OC	408.58	348.01	164.90	60.26	18.88	6.70	2.42	0.74	0.00	0.00
OD	408.58	348.01	164.90	60.26	18.88	6.70	2.42	0.74	0.00	0.00



H[m]	D[m]	Max lux	Med lux	Alpha=12.4°+12.4°	G=0.0
1.00	0.44	409	247		
2.00	0.88	102	62		
3.00	1.32	45	27		
4.00	1.76	26	15		
5.00	2.20	16	10		