

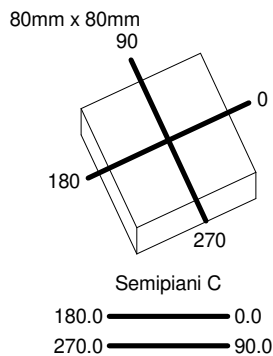
Luminaire

Code M330525_30°
Name EVERY 80 SQ OR LED 2700K 2X9° M/B_30°

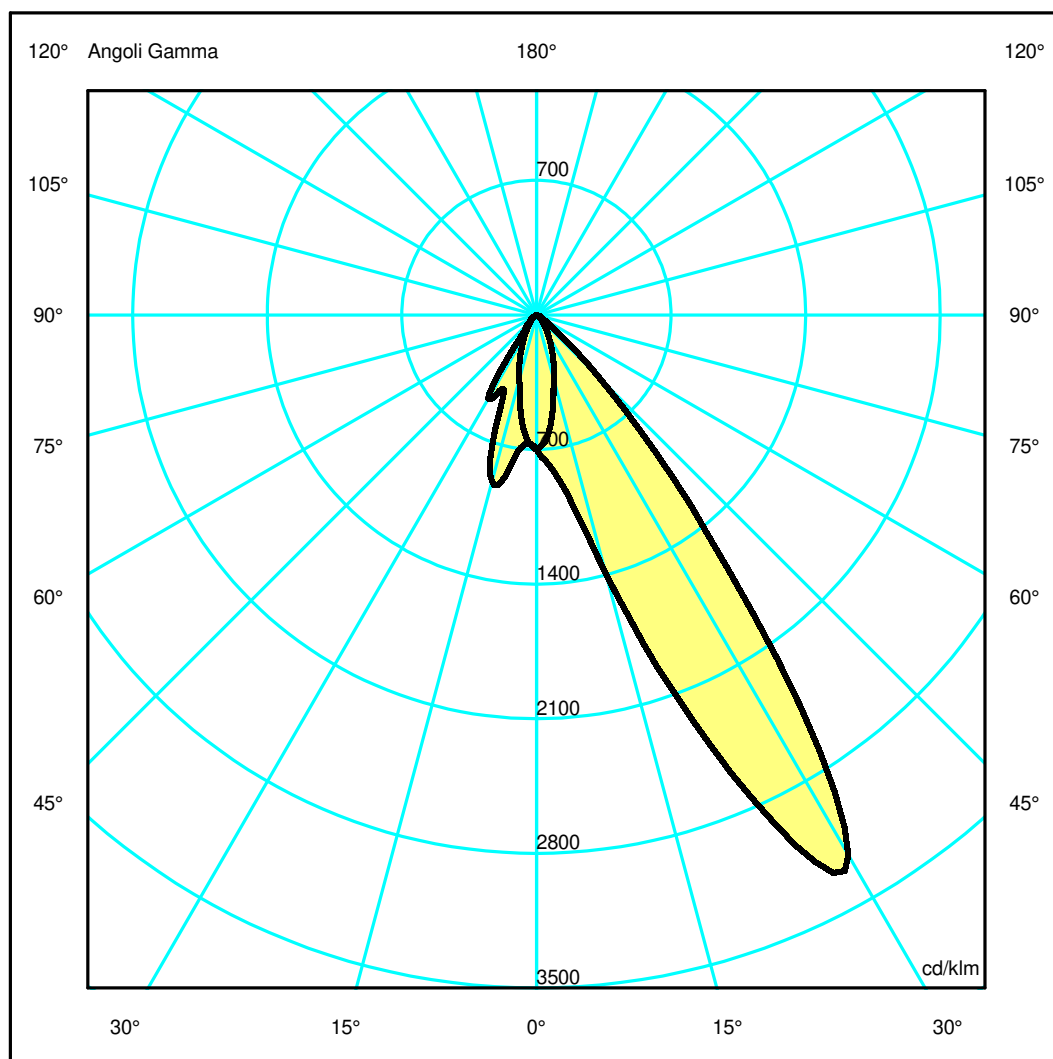
Measurement

Code FTS2400122.
Name EVERY 80 SQ OR LED 2700K 2X9° M/B_30°

Luminaire Flux	1097 lm	Luminaire Power	10.0 W	Efficacy	109.700 lm/W	Efficiency	100.00%
Source Flux	1097 lm	Maximum value	3306.36 cd/klm	Position	C=0.00 G=29.00	CG	Sym. on planes 0-180
Rectangular Luminaire		Length	80 mm	Width	80 mm	Height	115 mm
Rectangular Luminous Area		Length	60 mm	Width	60 mm	Height	0 mm
Horizontal Luminous Area		0.003600 m2		Emitting area on Plane 180°		0.000000 m2	
Emitting area on Plane 0°		0.000000 m2		Emitting area on Plane 270°		0.000000 m2	
Emitting area on Plane 90°		0.000000 m2		Glare area at 76°		0.000871 m2	
Coordinate system		CG		Symmetry Type		Sym. on planes 0-180	
Date		20-05-2024		Maximum Gamma Angle		180	
Measurement Distance		0.00		Measurement Flux		1097 lm	
LED Flux=1474lm LED Power=10W Eff=74% EfcLed=147lm/W EfcLum=110lm/W CCT=2700K Ra=90 R9=50 SDCM=3 L70(9k)=50000h							
C.I.E.	87 99 100 100 100			D DIN 5040	A60		
F UTE	1.00 A			B NBN	BZ 1		



ULOR 0.03 %
DLOR 99.97 %
RN 0.03 %



Luminaire

Code M330525_30°
Name EVERY 80 SQ OR LED 2700K 2X9° M/B_30°

Measurem.

Code FTS2400122.
Name EVERY 80 SQ OR LED 2700K 2X9° M/B_30°

Luminaire Flux	1097 lm	Luminaire Power	10.0 W	Efficacy	109.700 lm/W	Efficiency	100.00%
Source Flux	1097 lm	Maximum value	3306.36 cd/klm	Position	C=0.00 G=29.00	CG	Sym. on planes 0-180
Rectangular Luminaire		Length	80 mm	Width	80 mm	Height	115 mm
Rectangular Luminous Area		Length	60 mm	Width	60 mm	Height	0 mm
Horizontal Luminous Area		0.003600 m2		Emitting area on Plane 180°		0.000000 m2	
Emitting area on Plane 0°		0.000000 m2		Emitting area on Plane 270°		0.000000 m2	
Emitting area on Plane 90°		0.000000 m2		Glare area at 76°		0.000871 m2	
Coordinate system		CG		Symmetry Type		Sym. on planes 0-180	
Date		20-05-2024		Maximum Gamma Angle		180	
Measurement Distance		0.00		Measurement Flux		1097 lm	

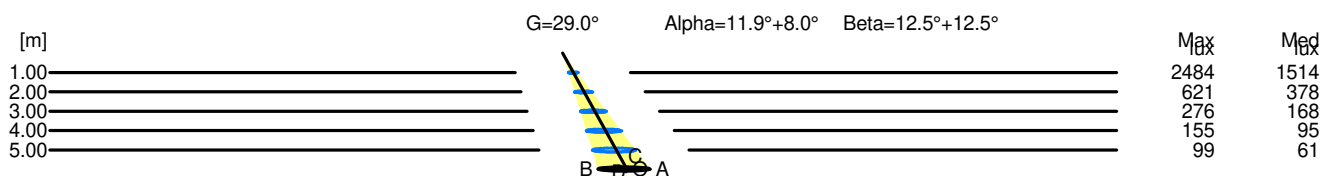
LED Flux=1474lm LED Power=10W Eff=74% EfcLed=147lm/W EfcLum=110lm/W CCT=2700K Ra=90 R9=50 SDCM=3 L70(9k)=50000h

C.I.E.	87 99 100 100 100	D DIN 5040	A60
F UTE	1.00 A	B NBN	BZ 1

Width at 50.00 % of Max Intensity

H[m]	1.00	2.00	3.00	4.00	5.00	H[m]	1.00	2.00	3.00	4.00	5.00
OA	0.20	0.40	0.60	0.80	1.00	OC	0.25	0.51	0.76	1.02	1.27
OB	0.25	0.49	0.74	0.99	1.23	OD	0.25	0.51	0.76	1.02	1.27

	Luminous Intensities [cd/klm]									
	0	5	15	25	35	45	55	65	75	85
OA	768.39	863.11	1524.72	3185.52	2393.63	506.52	79.42	24.92	0.59	0.31
OB	768.39	738.00	982.98	466.22	221.87	60.36	38.56	0.00	0.00	0.00
OC	768.39	696.89	382.14	196.48	89.41	43.79	17.39	0.63	0.40	0.33
OD	768.39	696.89	382.14	196.48	89.41	43.79	17.39	0.63	0.40	0.33



H[m]	D[m]	Max lux	Med lux	Alpha=11.9°+8.0°	G=29.0
1.00	0.45	2484	1514		
2.00	0.89	621	378		
3.00	1.34	276	168		
4.00	1.79	155	95		
5.00	2.24	99	61		

H[m]	D[m]	Max lux	Med lux	Beta=12.5°+12.5°	G=0.0
1.00	0.51	2484	1514		
2.00	1.02	621	378		
3.00	1.52	276	168		
4.00	2.03	155	95		
5.00	2.54	99	61		