

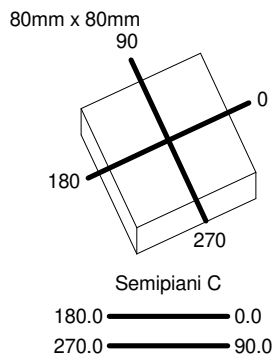
Luminaire

Code M327215_30°
Name EVERYT 80 SQ OR LED 2700K 2X9° N/N_30°

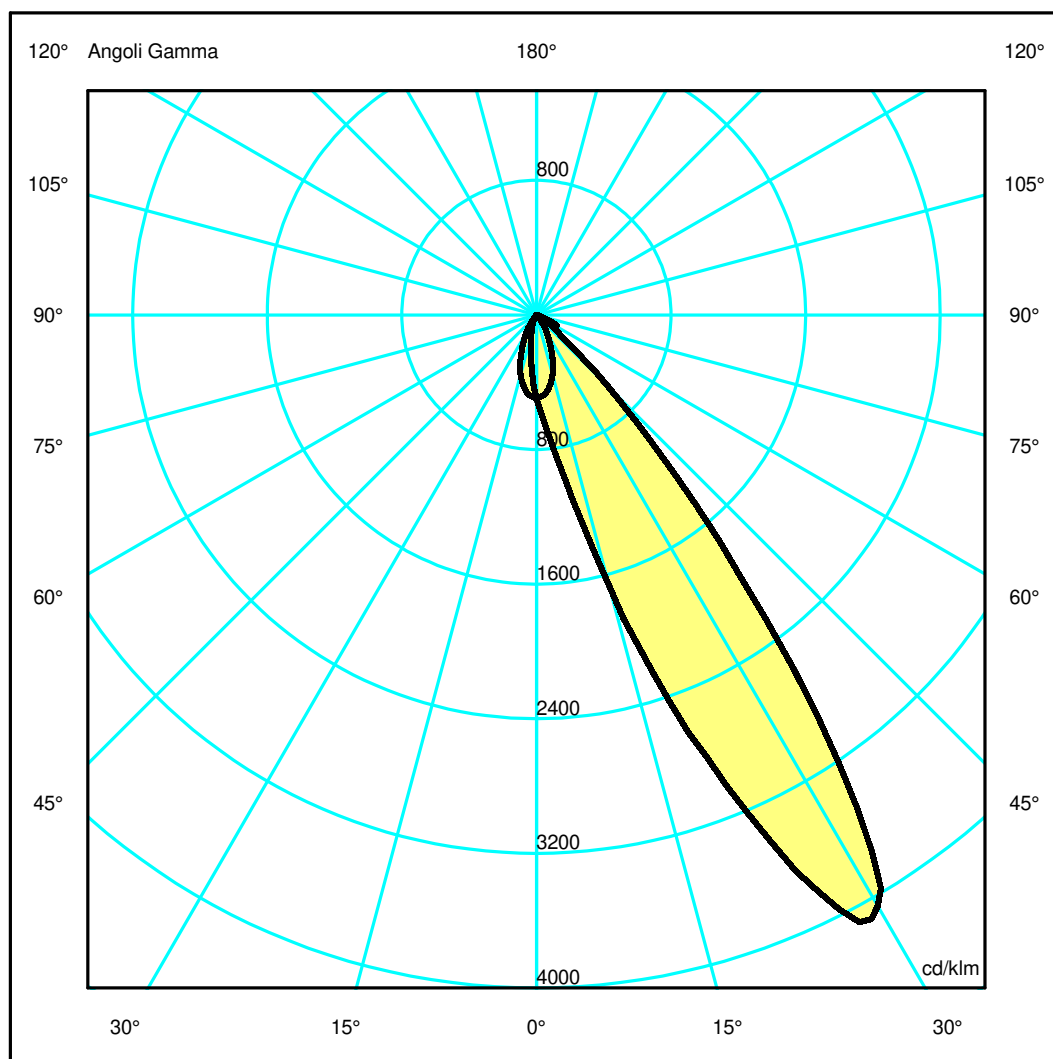
Measurement

Code FTS2400146.
Name EVERYT 80 SQ OR LED 2700K 2X9° N/N_30°

Luminaire Flux	823 lm	Luminaire Power	10.0 W	Efficacy	82.300 lm/W	Efficiency	100.00%
Source Flux	823 lm	Maximum value	4104.63 cd/klm	Position	C=0.00 G=29.00	CG	Sym. on planes 0-180
Rectangular Luminaire		Length	80 mm	Width	80 mm	Height	115 mm
Rectangular Luminous Area		Length	60 mm	Width	60 mm	Height	0 mm
Horizontal Luminous Area		0.003600 m2		Emitting area on Plane 180°		0.000000 m2	
Emitting area on Plane 0°		0.000000 m2		Emitting area on Plane 270°		0.000000 m2	
Emitting area on Plane 90°		0.000000 m2		Glare area at 76°		0.000871 m2	
Coordinate system		CG		Symmetry Type		Sym. on planes 0-180	
Date		20-05-2024		Maximum Gamma Angle		180	
Measurement Distance		0.00		Measurement Flux		823 lm	
LED Flux=1474lm LED Power=10W Eff=56% EfcLed=147lm/W EfcLum=82lm/W CCT=2700K Ra=90 R9=50 SDCM=3 L70(9k)=50000h							
C.I.E.	86 98 100 100 100			D DIN 5040	A60		
F UTE	1.00 A			B NBN	BZ 1		



ULOR 0.07 %
DLOR 99.93 %
RN 0.07 %



Luminaire

Code M327215_30°
Name EVERYT 80 SQ OR LED 2700K 2X9° N/N_30°

Measurerm.

Code FTS2400146.
Name EVERYT 80 SQ OR LED 2700K 2X9° N/N_30°

Luminaire Flux	823 lm	Luminaire Power	10.0 W	Efficacy	82.300 lm/W	Efficiency	100.00%
Source Flux	823 lm	Maximum value	4104.63 cd/klm	Position	C=0.00 G=29.00	CG	Sym. on planes 0-180
Rectangular Luminaire		Length	80 mm	Width	80 mm	Height	115 mm
Rectangular Luminous Area		Length	60 mm	Width	60 mm	Height	0 mm
Horizontal Luminous Area		0.003600 m2		Emitting area on Plane 180°		0.000000 m2	
Emitting area on Plane 0°		0.000000 m2		Emitting area on Plane 270°		0.000000 m2	
Emitting area on Plane 90°		0.000000 m2		Glare area at 76°		0.000871 m2	
Coordinate system		CG		Symmetry Type		Sym. on planes 0-180	
Date		20-05-2024		Maximum Gamma Angle		180	
Measurement Distance		0.00		Measurement Flux		823 lm	

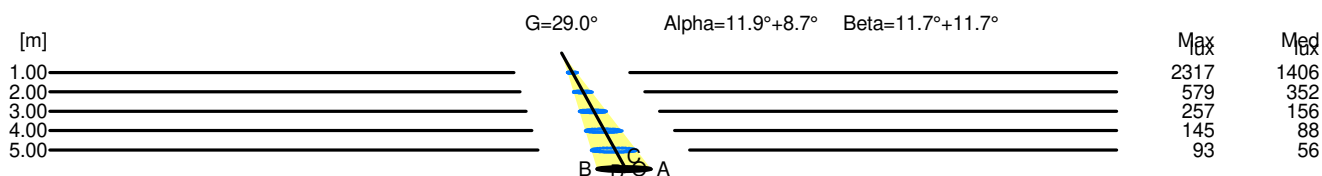
LED Flux=1474lm LED Power=10W Eff=56% EfcLed=147lm/W EfcLum=82lm/W CCT=2700K Ra=90 R9=50 SDCM=3 L70(9k)=50000h

C.I.E.	86 98 100 100 100	D DIN 5040	A60
F UTE	1.00 A	B NBN	BZ 1

Width at 50.00 % of Max Intensity

H[m]	1.00	2.00	3.00	4.00	5.00	H[m]	1.00	2.00	3.00	4.00	5.00
OA	0.22	0.44	0.65	0.87	1.09	OC	0.24	0.47	0.71	0.95	1.18
OB	0.25	0.50	0.74	0.99	1.24	OD	0.24	0.47	0.71	0.95	1.18

	Luminous Intensities [cd/klm]									
	0	5	15	25	35	45	55	65	75	85
OA	408.52	557.54	1371.01	3001.37	2399.13	497.33	96.56	88.09	17.31	3.06
OB	408.52	271.33	98.55	37.70	16.73	6.86	3.93	0.00	0.00	0.00
OC	408.52	393.26	301.04	155.79	56.14	10.74	2.95	1.01	0.59	0.31
OD	408.52	393.26	301.04	155.79	56.14	10.74	2.95	1.01	0.59	0.31



H[m]	D[m]	Max lux	Med lux	Alpha=11.9°+8.7°	G=29.0
1.00	0.47	2317	1406		
2.00	0.93	579	352		
3.00	1.40	257	156		
4.00	1.86	145	88		
5.00	2.33	93	56		

H[m]	D[m]	Max lux	Med lux	Beta=11.7°+11.7°	G=0.0
1.00	0.47	2317	1406		
2.00	0.95	579	352		
3.00	1.42	257	156		
4.00	1.89	145	88		
5.00	2.36	93	56		