

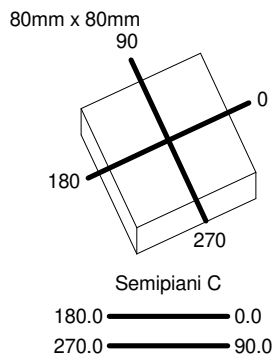
Luminaire

Code M327365_30°
Name EVERYT 80 SQ OR LED 2700K 2X14° N/S_30°

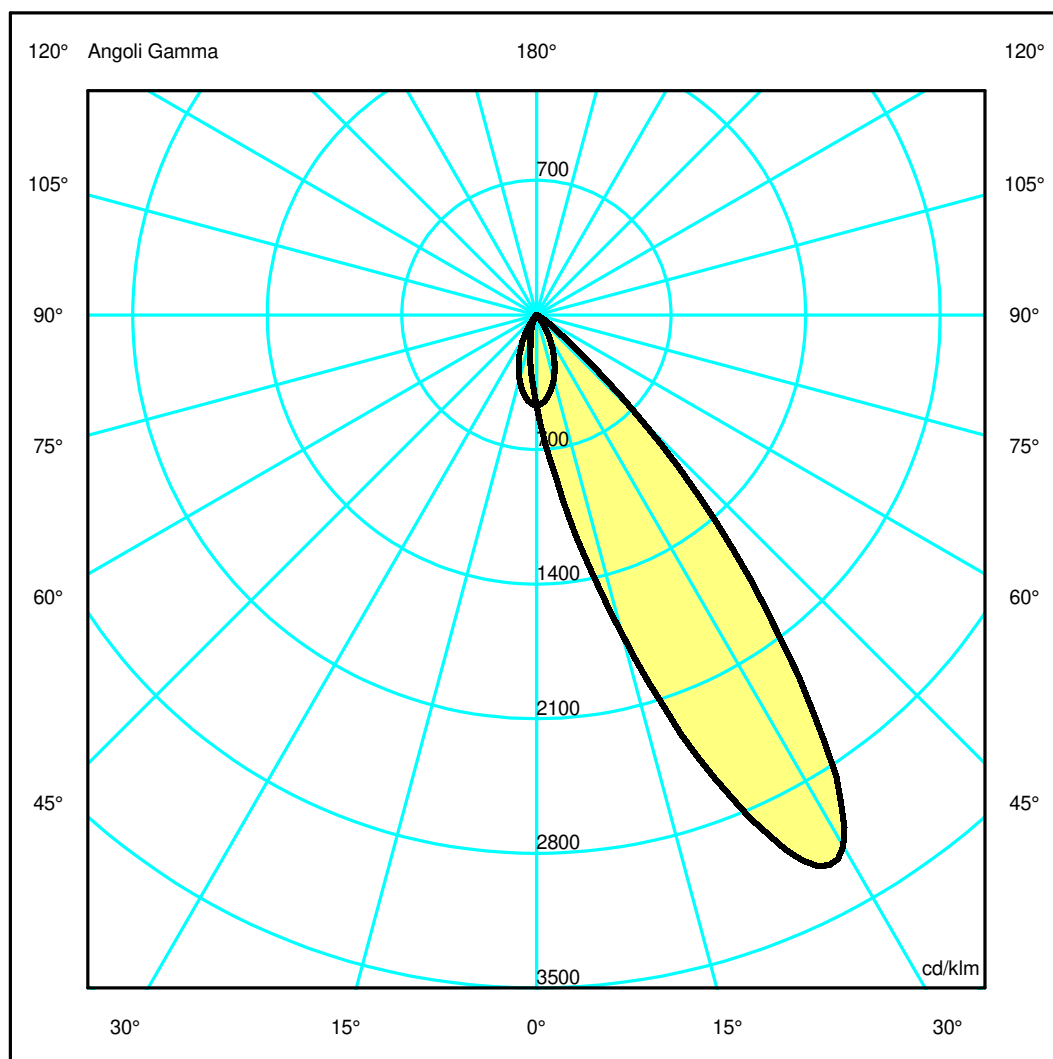
Measurement

Code FTS2400147.
Name EVERYT 80 SQ OR LED 2700K 2X14° N/S_30°

Luminaire Flux	796 lm	Luminaire Power	10.0 W	Efficacy	79.600 lm/W	Efficiency	100.00%
Source Flux	796 lm	Maximum value	3240.27 cd/klm	Position	C=0.00 G=28.00	CG	Sym. on planes 0-180
Rectangular Luminaire		Length	80 mm	Width	80 mm	Height	115 mm
Rectangular Luminous Area		Length	60 mm	Width	60 mm	Height	0 mm
Horizontal Luminous Area		0.003600 m2		Emitting area on Plane 180°		0.000000 m2	
Emitting area on Plane 0°		0.000000 m2		Emitting area on Plane 270°		0.000000 m2	
Emitting area on Plane 90°		0.000000 m2		Glare area at 76°		0.000871 m2	
Coordinate system		CG		Symmetry Type		Sym. on planes 0-180	
Date		20-05-2024		Maximum Gamma Angle		180	
Measurement Distance		0.00		Measurement Flux		796 lm	
LED Flux=1474lm LED Power=10W Eff=54% EfcLed=147lm/W EfcLum=80lm/W CCT=2700K Ra=90 R9=50 SDCM=3 L70(9k)=50000h							
C.I.E.	87	100	100	100	D DIN 5040	A60	
F UTE	1.00	A			B NBN	BZ 1	



ULOR 0.03 %
DLOR 99.97 %
RN 0.03 %



Luminaire

Code M327365_30°
Name EVERYT 80 SQ OR LED 2700K 2X14° N/S_30°

Measurerm.

Code FTS2400147.
Name EVERYT 80 SQ OR LED 2700K 2X14° N/S_30°

Luminaire Flux	796 lm	Luminaire Power	10.0 W	Efficacy	79.600 lm/W	Efficiency	100.00%
Source Flux	796 lm	Maximum value	3240.27 cd/klm	Position	C=0.00 G=28.00	CG	Sym. on planes 0-180
Rectangular Luminaire		Length	80 mm	Width	80 mm	Height	115 mm
Rectangular Luminous Area		Length	60 mm	Width	60 mm	Height	0 mm
Horizontal Luminous Area		0.003600 m2		Emitting area on Plane 180°		0.000000 m2	
Emitting area on Plane 0°		0.000000 m2		Emitting area on Plane 270°		0.000000 m2	
Emitting area on Plane 90°		0.000000 m2		Glare area at 76°		0.000871 m2	
Coordinate system		CG		Symmetry Type		Sym. on planes 0-180	
Date		20-05-2024		Maximum Gamma Angle		180	
Measurement Distance		0.00		Measurement Flux		796 lm	

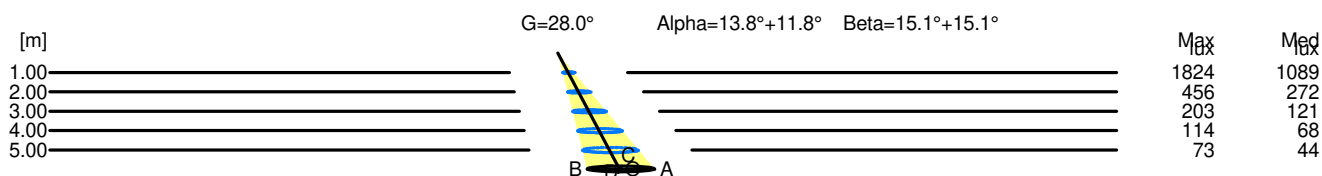
LED Flux=1474lm LED Power=10W Eff=54% EfcLed=147lm/W EfcLum=80lm/W CCT=2700K Ra=90 R9=50 SDCM=3 L70(9k)=50000h

C.I.E.	87 100 100 100 100	D DIN 5040	A60
F UTE	1.00 A	B NBN	BZ 1

Width at 50.00 % of Max Intensity

H[m]	1.00	2.00	3.00	4.00	5.00	H[m]	1.00	2.00	3.00	4.00	5.00
OA	0.30	0.60	0.91	1.21	1.51	OC	0.31	0.61	0.92	1.22	1.53
OB	0.28	0.56	0.83	1.11	1.39	OD	0.31	0.61	0.92	1.22	1.53

	Luminous Intensities [cd/klm]									
	0	5	15	25	35	45	55	65	75	85
OA	374.92	582.86	1366.29	2443.23	1980.99	605.78	72.07	7.62	0.39	0.23
OB	374.92	248.39	96.71	38.35	15.64	5.90	3.44	0.00	0.00	0.00
OC	374.92	358.67	273.98	158.42	53.71	11.71	3.19	0.88	0.55	0.28
OD	374.92	358.67	273.98	158.42	53.71	11.71	3.19	0.88	0.55	0.28



H[m]	D[m]	Max lux	Med lux	Alpha=13.8°+11.8°	G=28.0
1.00	0.58	1824	1089		
2.00	1.16	456	272		
3.00	1.74	203	121		
4.00	2.32	114	68		
5.00	2.90	73	44		

H[m]	D[m]	Max lux	Med lux	Beta=15.1°+15.1°	G=0.0
1.00	0.61	1824	1089		
2.00	1.22	456	272		
3.00	1.84	203	121		
4.00	2.45	114	68		
5.00	3.06	73	44		