

Luminaire

Code M330900
Name EVERY 80 SQ TS FI LED2700K 2X14° M

Measurerm.

Code FTS1602728-A
Name EVERY 80 SQ TS FI LED2700K 2X14° M

Luminaire Flux	1102 lm	Luminaire Power	10.0 W	Efficacy	110.200 lm/W	Efficiency	100.00%
Source Flux	1102 lm	Maximum value	2351.86 cd/klm	Position	C=0.00 G=0.00	CG	Rotosymmetrical
Rectangular Luminaire		Length	80 mm	Width	80 mm	Height	115 mm
Rectangular Luminous Area		Length	60 mm	Width	60 mm	Height	0 mm
Horizontal Luminous Area		0.003600 m2		Emitting area on Plane 180°		0.000000 m2	
Emitting area on Plane 0°		0.000000 m2		Emitting area on Plane 270°		0.000000 m2	
Emitting area on Plane 90°		0.000000 m2		Glare area at 76°		0.000871 m2	
Coordinate system		CG		Symmetry Type		Rotosymmetrical	
Date		20-05-2024		Maximum Gamma Angle		180	
Measurement Distance		0.00		Measurement Flux		1102 lm	

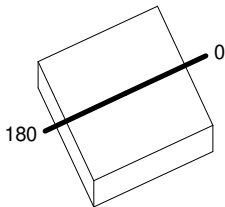
LED Flux=1474lm LED Power=10W Eff=75% EfcLed=147lm/W EfcLum=110lm/W CCT=2700K Ra=90 R9=50 SDCM=3 L70(9k)=50000h

C.I.E. 96 100 100 100 100
F UTE 1.00 A

D DIN 5040
B NBN

A60
BZ 1

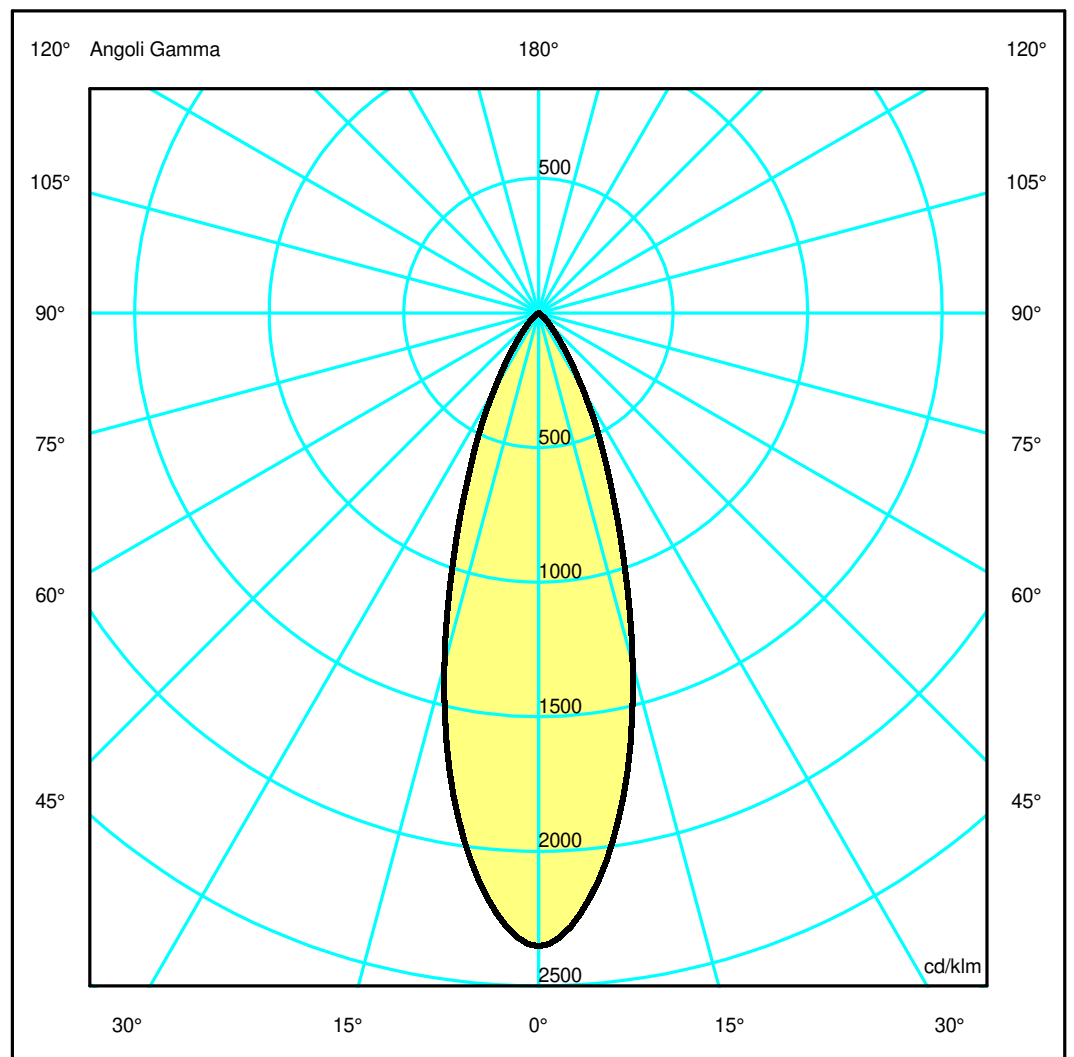
80mm x 80mm



Semipiani C

180.0 ——— 0.0

ULOR 0.00 %
DLOR100.00 %
RN 0.00 %



Luminaire

Code M330900
Name EVERY 80 SQ TS FI LED2700K 2X14° M

Measurum.

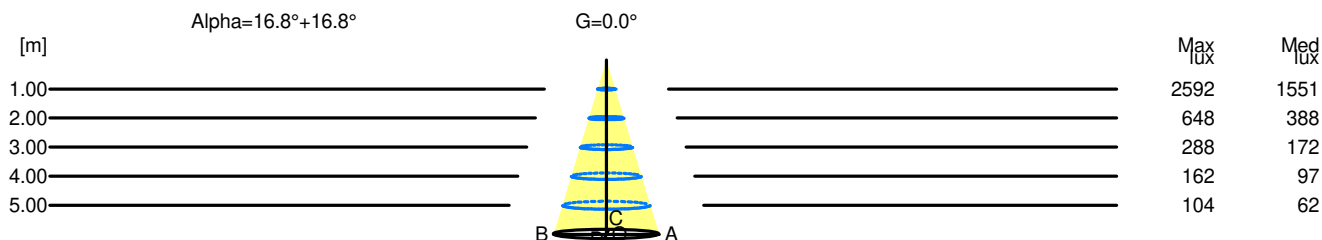
Code FTS1602728-A
Name EVERY 80 SQ TS FI LED2700K 2X14° M

Luminaire Flux	1102 lm	Luminaire Power	10.0 W	Efficacy	110.200 lm/W	Efficiency	100.00%
Source Flux	1102 lm	Maximum value	2351.86 cd/klm	Position	C=0.00 G=0.00	CG	Rotosymmetrical
Rectangular Luminaire		Length	80 mm	Width	80 mm	Height	115 mm
Rectangular Luminous Area		Length	60 mm	Width	60 mm	Height	0 mm
Horizontal Luminous Area		0.003600 m2		Emitting area on Plane 180°		0.000000 m2	
Emitting area on Plane 0°		0.000000 m2		Emitting area on Plane 270°		0.000000 m2	
Emitting area on Plane 90°		0.000000 m2		Glare area at 76°		0.000871 m2	
Coordinate system		CG		Symmetry Type		Rotosymmetrical	
Date		20-05-2024		Maximum Gamma Angle		180	
Measurement Distance		0.00		Measurement Flux		1102 lm	
LED Flux=1474lm LED Power=10W Eff=75% EfcLed=147lm/W EfcLum=110lm/W CCT=2700K Ra=90 R9=50 SDCM=3 L70(9k)=50000h							
C.I.E.	96 100 100 100 100			D DIN 5040	A60		
F UTE	1.00 A			B NBN	BZ 1		

Width at 50.00 % of Max Intensity

H[m]	1.00	2.00	3.00	4.00	5.00	H[m]	1.00	2.00	3.00	4.00	5.00
OA	0.30	0.61	0.91	1.21	1.51	OC	0.30	0.61	0.91	1.21	1.51
OB	0.30	0.61	0.91	1.21	1.51	OD	0.30	0.61	0.91	1.21	1.51

	Luminous Intensities [cd/klm]									
	0	5	15	25	35	45	55	65	75	85
OA	2591.75	2403.73	1489.91	623.18	201.02	57.12	11.82	0.46	0.29	0.25
OB	2591.75	2403.73	1489.91	623.18	201.02	57.12	11.82	0.46	0.29	0.25
OC	2591.75	2403.73	1489.91	623.18	201.02	57.12	11.82	0.46	0.29	0.25
OD	2591.75	2403.73	1489.91	623.18	201.02	57.12	11.82	0.46	0.29	0.25



H[m]	D[m]	Max lux	Med lux	Alpha=16.8°+16.8°	G=0.0
1.00	0.61	2592	1551		
2.00	1.21	648	388		
3.00	1.82	288	172		
4.00	2.42	162	97		
5.00	3.03	104	62		