

## Luminaire

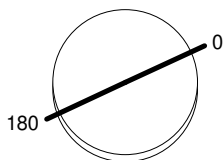
Code M328165  
 Name EVERYTHING 105 TONDO TRIM ORIENTABILE LED 2700K SPOT CORNICE SILVER / DEFL. NERO

## Measurement

Code FTS1602771  
 Name EVERYTHING 105 TONDO TRIM ORIENTABILE LED 2700K SPOT CORNICE SILVER / DEFL. NERO

Luminaire Flux	820.61 lm	Luminaire Power	13.00 W	Efficacy	63.12 lm/W	Efficiency	100.00%
Sources Flux	820.61 lm	Maximum value	3737.98 cd/klm	Position	C=0.00 G=0.00	CG	Rotosymmetrical
Round Luminaire		Diam.	105 mm	Height	115 mm		
Round Luminous Area		Diam.	50 mm	Height	0 mm		
Horizontal Luminous Area		0.001963 m <sup>2</sup>		Emitting area on Plane 180°		0.000000 m <sup>2</sup>	
Emitting area on Plane 0°		0.000000 m <sup>2</sup>		Emitting area on Plane 270°		0.000000 m <sup>2</sup>	
Emitting area on Plane 90°		0.000000 m <sup>2</sup>		Glare area at 76°		0.000475 m <sup>2</sup>	
Coordinate system		CG		Symmetry Type		Rotosymmetrical	
Date		09-04-2015		Maximum Gamma Angle		90	
Measurement Distance		0.00		Measurement Flux		820.61 lm	
LED Flux=1330lm LED Power=13W Eff=61,7% EfcLed=102lm/W EfcLum=63lm/W Ra=90 SDCM=3 L70(6K)=50000h							
C.I.E.	100	100	100	100	D DIN 5040	A60	
F UTE	--				B NBN	BZ 1	

Diam=105mm



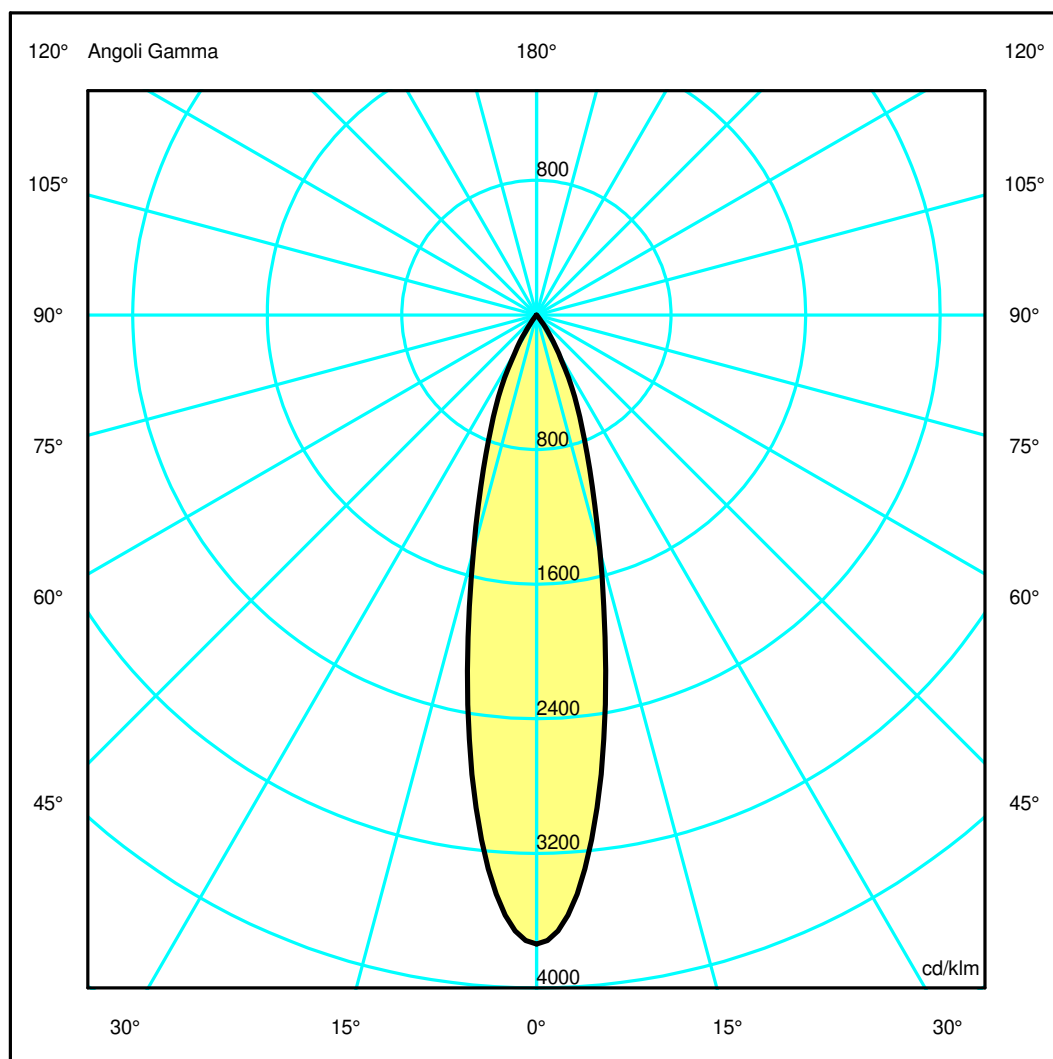
Semipiani C

180.0 ——— 0.0

ULOR 0.00 %

DLOR100.00 %

RN 0.00 %



## Luminaire

Code M328165  
Name EVERYTHING 105 TONDO TRIM ORIENTABILE LED 2700K SPOT CORNICE SILVER / DEFL. NERO

## Measurement

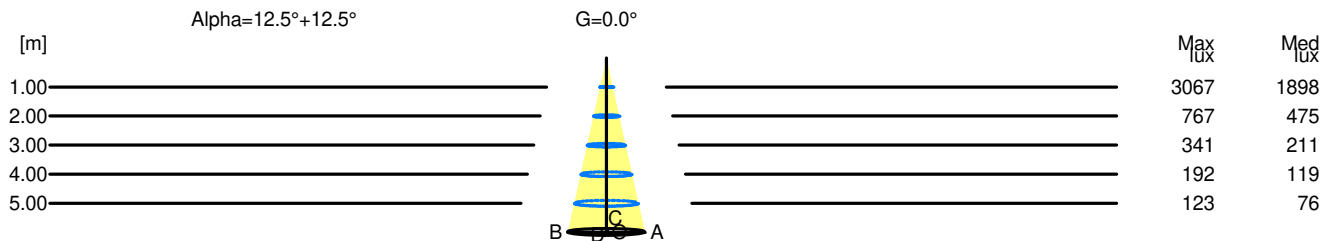
Code FTS1602771  
Name EVERYTHING 105 TONDO TRIM ORIENTABILE LED 2700K SPOT CORNICE SILVER / DEFL. NERO

Luminaire Flux	820.61 lm	Luminaire Power	13.00 W	Efficacy	63.12 lm/W	Efficiency	100.00%
Sources Flux	820.61 lm	Maximum value	3737.98 cd/klm	Position	C=0.00 G=0.00	CG	Rotosymmetrical
Round Luminaire		Diam.	105 mm	Height	115 mm		
Round Luminous Area		Diam.	50 mm	Height	0 mm		
Horizontal Luminous Area		0.001963 m <sup>2</sup>		Emitting area on Plane 180°		0.000000 m <sup>2</sup>	
Emitting area on Plane 0°		0.000000 m <sup>2</sup>		Emitting area on Plane 270°		0.000000 m <sup>2</sup>	
Emitting area on Plane 90°		0.000000 m <sup>2</sup>		Glare area at 76°		0.000475 m <sup>2</sup>	
Coordinate system		CG		Symmetry Type		Rotosymmetrical	
Date		09-04-2015		Maximum Gamma Angle		90	
Measurement Distance		0.00		Measurement Flux		820.61 lm	
LED Flux=1330lm LED Power=13W Eff=61,7% EfcLed=102lm/W EfcLum=63lm/W Ra=90 SDCM=3 L70(6K)=50000h							
C.I.E.	100	100	100	100	100	D DIN 5040	A60
F UTE	--					B NBN	BZ 1

### Width at 50.00 % of Max Intensity

H[m]	1.00	2.00	3.00	4.00	5.00	H[m]	1.00	2.00	3.00	4.00	5.00
OA	0.22	0.44	0.67	0.89	1.11	OC	0.22	0.44	0.67	0.89	1.11
OB	0.22	0.44	0.67	0.89	1.11	OD	0.22	0.44	0.67	0.89	1.11

	Luminous Intensities [ cd/klm ]									
	0	5	15	25	35	45	55	65	75	85
OA	3067.42	2710.49	1191.68	439.32	74.91	1.25	0.00	0.00	0.00	0.00
OB	3067.42	2710.49	1191.68	439.32	74.91	1.25	0.00	0.00	0.00	0.00
OC	3067.42	2710.49	1191.68	439.32	74.91	1.25	0.00	0.00	0.00	0.00
OD	3067.42	2710.49	1191.68	439.32	74.91	1.25	0.00	0.00	0.00	0.00



H[m]	D[m]	Max lux	Med lux	Alpha=12.5°+12.5°	G=0.0
1.00	0.44	3067	1898		
2.00	0.89	767	475		
3.00	1.33	341	211		
4.00	1.77	192	119		
5.00	2.22	123	76		