

Luminaire

Code M329360
Name EVERYTHING 105 QUADRATO TRIM FISSO LED 2700K SPOT CORNICE SILVER / DEFL. NERO

Measurement

Code FTS1602790
Name EVERYTHING 105 QUADRATO TRIM FISSO LED 2700K SPOT CORNICE SILVER / DEFL. NERO

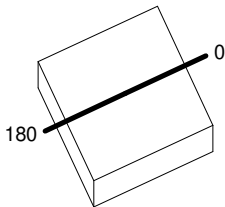
Luminaire Flux	849.87 lm	Luminaire Power	13.00 W	Efficacy	65.37 lm/W	Efficiency	100.00%
Sources Flux	849.87 lm	Maximum value	3548.38 cd/klm	Position	C=0.00 G=0.00	CG	Rotosymmetrical
Rectangular Luminaire Round Luminous Area		Length Diam.	105 mm 50 mm	Width Height	105 mm 0 mm	Height	115 mm
Horizontal Luminous Area Emitting area on Plane 0° Emitting area on Plane 90°		0.001963 m2 0.000000 m2 0.000000 m2		Emitting area on Plane 180° Emitting area on Plane 270° Glare area at 76°		0.000000 m2 0.000000 m2 0.000475 m2	
Coordinate system Date Measurement Distance		CG 10-04-2015 0.00		Symmetry Type Maximum Gamma Angle Measurement Flux		Rotosymmetrical 90 849.87 lm	

LED Flux=1330lm LED Power=13W Eff=63,9% EfcLed=102lm/W EfcLum=65lm/W Ra=90 SDCM=3 L70(6K)=50000h

C.I.E. 100 100 100 100 100
F UTE --

D DIN 5040
B NBN
A60
BZ 1

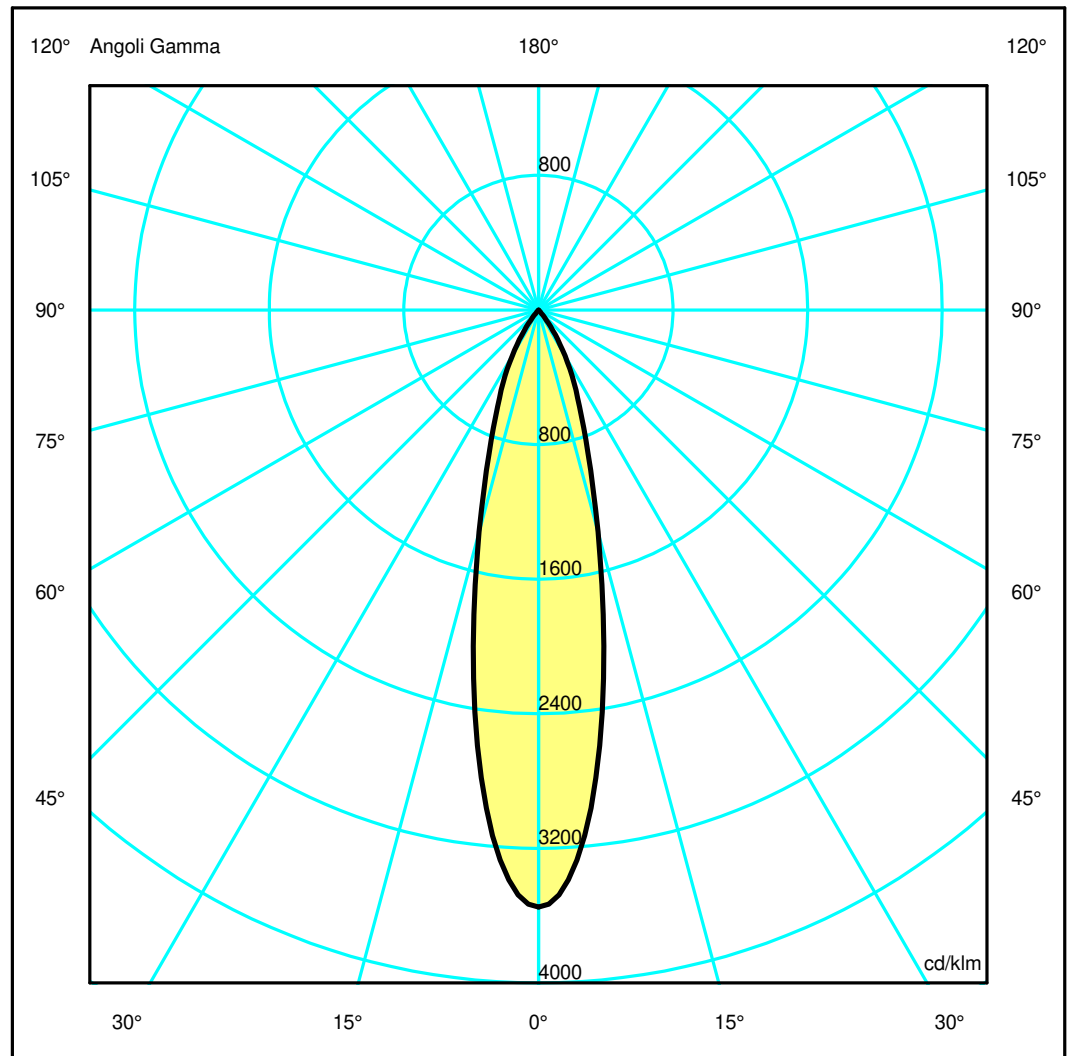
105mm x 105mm



Semipiani C

180.0 ——— 0.0

ULOR 0.00 %
DLOR100.00 %
RN 0.00 %



Luminaire

Code M329360
Name EVERYTHING 105 QUADRATO TRIM FISSO LED 2700K SPOT CORNICE SILVER / DEFL. NERO

Measurement

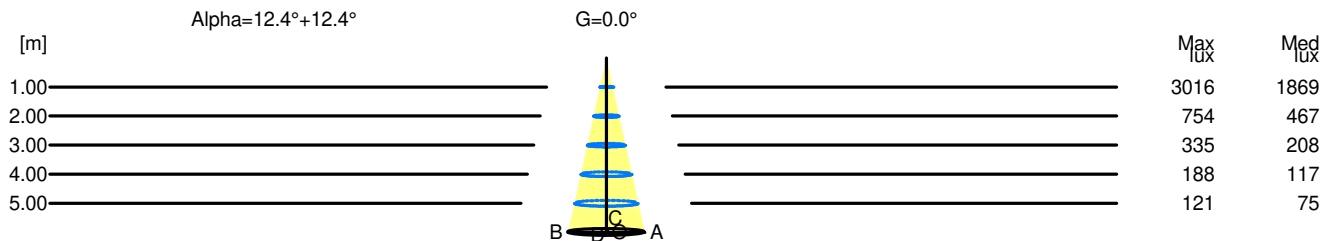
Code FTS1602790
Name EVERYTHING 105 QUADRATO TRIM FISSO LED 2700K SPOT CORNICE SILVER / DEFL. NERO

Luminaire Flux	849.87 lm	Luminaire Power	13.00 W	Efficacy	65.37 lm/W	Efficiency	100.00%
Sources Flux	849.87 lm	Maximum value	3548.38 cd/klm	Position	C=0.00 G=0.00	CG	Rotosymmetrical
Rectangular Luminaire Round Luminous Area		Length Diam.	105 mm 50 mm	Width Height	105 mm 0 mm	Height	115 mm
Horizontal Luminous Area Emitting area on Plane 0° Emitting area on Plane 90°		0.001963 m2 0.000000 m2 0.000000 m2		Emitting area on Plane 180° Emitting area on Plane 270° Glare area at 76°		0.000000 m2 0.000000 m2 0.000475 m2	
Coordinate system Date Measurement Distance		CG 10-04-2015 0.00		Symmetry Type Maximum Gamma Angle Measurement Flux		Rotosymmetrical 90 849.87 lm	
LED Flux=1330lm LED Power=13W Eff=63,9% EfcLed=102lm/W EfcLum=65lm/W Ra=90 SDCM=3 L70(6K)=50000h							
C.I.E. F UTE	100 100 100 100 100 --			D DIN 5040 B NBN	A60 BZ 1		

Width at 50.00 % of Max Intensity

H[m]	1.00	2.00	3.00	4.00	5.00	H[m]	1.00	2.00	3.00	4.00	5.00
OA	0.22	0.44	0.66	0.88	1.10	OC	0.22	0.44	0.66	0.88	1.10
OB	0.22	0.44	0.66	0.88	1.10	OD	0.22	0.44	0.66	0.88	1.10

	Luminous Intensities [cd/klm]									
	0	5	15	25	35	45	55	65	75	85
OA	3015.67	2665.02	1159.48	446.44	127.39	7.11	0.00	0.00	0.00	0.00
OB	3015.67	2665.02	1159.48	446.44	127.39	7.11	0.00	0.00	0.00	0.00
OC	3015.67	2665.02	1159.48	446.44	127.39	7.11	0.00	0.00	0.00	0.00
OD	3015.67	2665.02	1159.48	446.44	127.39	7.11	0.00	0.00	0.00	0.00



H[m]	D[m]	Max lux	Med lux	Alpha=12.4°+12.4°	G=0.0
1.00	0.44	3016	1869		
2.00	0.88	754	467		
3.00	1.32	335	208		
4.00	1.76	188	117		
5.00	2.20	121	75		