

Luminaire

Code M329325_0°
Name EVERY 105 CA TR OR LED 2700K 2X9°NO/BL_0°

Measurement

Code FTS2400265.
Name EVERY 105 CA TR OR LED 2700K 2X9°NO/BL_0°

Luminaire Flux	793 lm	Luminaire Power	10.0 W	Efficacy	79.300 lm/W	Efficiency	100.00%
Source Flux	793 lm	Maximum value	3770.96 cd/klm	Position	C=0.00 G=0.00	CG	Rotosymmetrical
Rectangular Luminaire		Length	85 mm	Width	85 mm	Height	130 mm
Rectangular Luminous Area		Length	80 mm	Width	80 mm	Height	0 mm
Horizontal Luminous Area		0.006400 m2		Emitting area on Plane 180°		0.000000 m2	
Emitting area on Plane 0°		0.000000 m2		Emitting area on Plane 270°		0.000000 m2	
Emitting area on Plane 90°		0.000000 m2		Glare area at 76°		0.001548 m2	
Coordinate system		CG		Symmetry Type		Rotosymmetrical	
Date		06-06-2024		Maximum Gamma Angle		180	
Measurement Distance		0.00		Measurement Flux		793 lm	

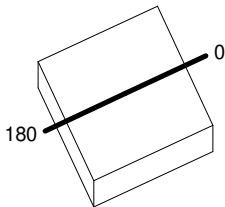
LED Flux=1474lm LED Power=10W Eff=54% EfcLed=147lm/W EfcLum=79lm/W CCT=2700K Ra=90 R9=50 SDCM=3 L70(9k)=50000h

C.I.E. 99 100 100 100 100
F UTE --

D DIN 5040
B NBN

A60
BZ 1

85mm x 85mm



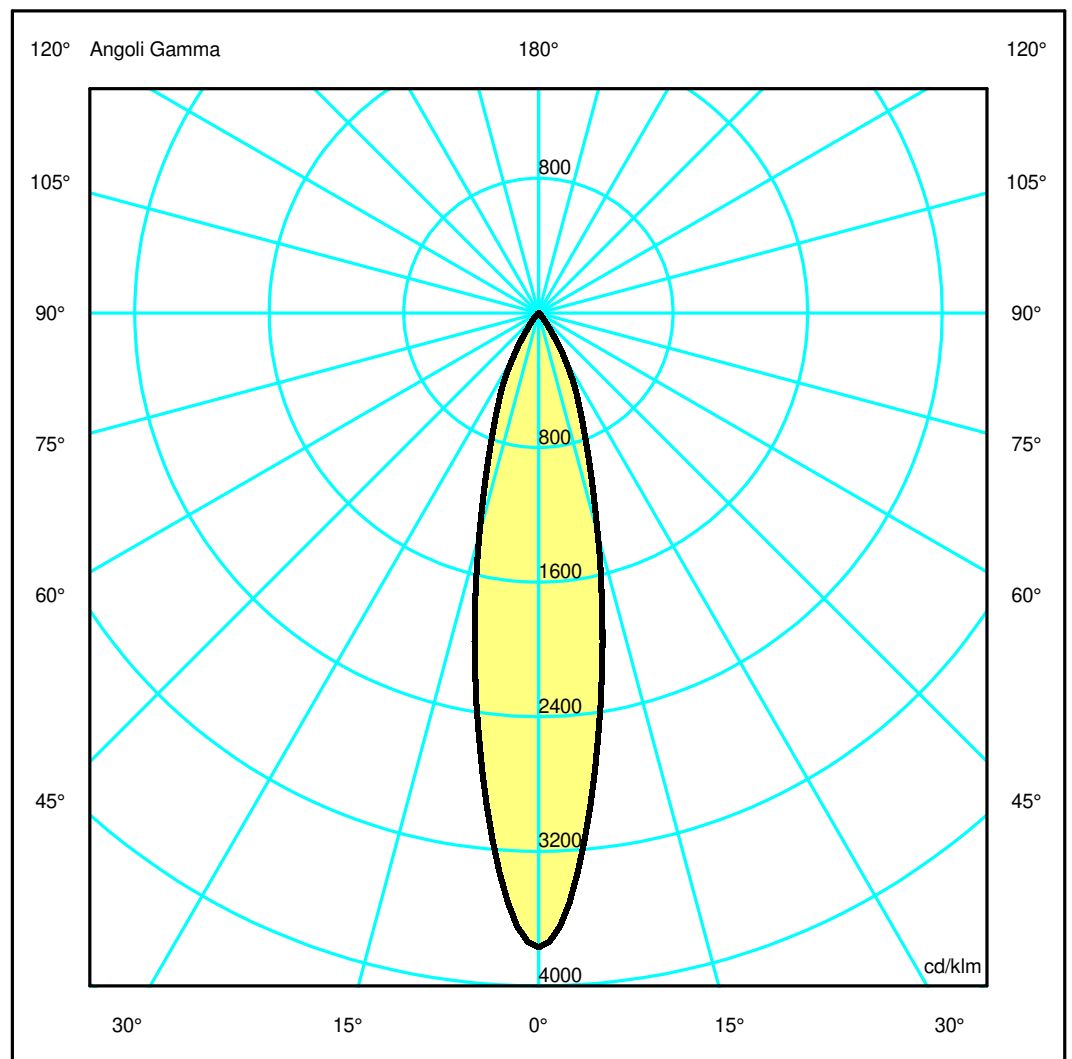
Semipiani C

180.0 ——— 0.0

ULOR 0.00 %

DLOR100.00 %

RN 0.00 %



Luminaire

Code M329325_0°
Name EVERY 105 CA TR OR LED 2700K 2X9°NO/BL_0°

Measurem.

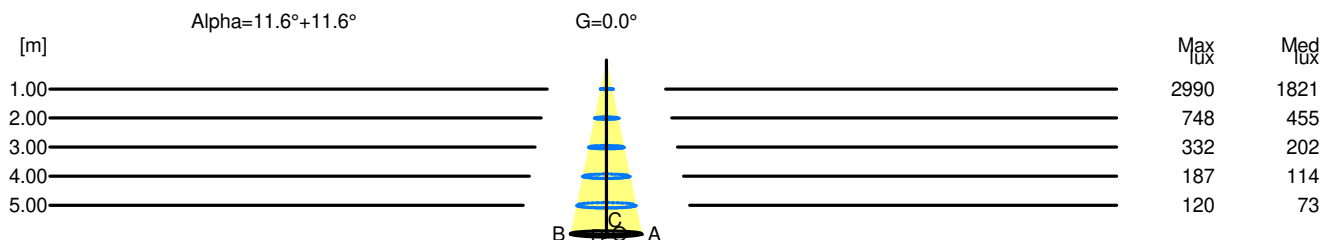
Code FTS2400265.
Name EVERY 105 CA TR OR LED 2700K 2X9°NO/BL_0°

Luminaire Flux	793 lm	Luminaire Power	10.0 W	Efficacy	79.300 lm/W	Efficiency	100.00%
Source Flux	793 lm	Maximum value	3770.96 cd/klm	Position	C=0.00 G=0.00	CG	Rotosymmetrical
Rectangular Luminaire		Length	85 mm	Width	85 mm	Height	130 mm
Rectangular Luminous Area		Length	80 mm	Width	80 mm	Height	0 mm
Horizontal Luminous Area		0.006400 m2		Emitting area on Plane 180°		0.000000 m2	
Emitting area on Plane 0°		0.000000 m2		Emitting area on Plane 270°		0.000000 m2	
Emitting area on Plane 90°		0.000000 m2		Glare area at 76°		0.001548 m2	
Coordinate system		CG		Symmetry Type		Rotosymmetrical	
Date		06-06-2024		Maximum Gamma Angle		180	
Measurement Distance		0.00		Measurement Flux		793 lm	
LED Flux=1474lm LED Power=10W Eff=54% EfcLed=147lm/W EfcLum=79lm/W CCT=2700K Ra=90 R9=50 SDCM=3 L70(9k)=50000h							
C.I.E.	99 100 100 100 100			D DIN 5040	A60		
F UTE	--			B NBN	BZ 1		

Width at 50.00 % of Max Intensity

H[m]	1.00	2.00	3.00	4.00	5.00	H[m]	1.00	2.00	3.00	4.00	5.00
OA	0.21	0.41	0.62	0.82	1.03	OC	0.21	0.41	0.62	0.82	1.03
OB	0.21	0.41	0.62	0.82	1.03	OD	0.21	0.41	0.62	0.82	1.03

	Luminous Intensities [cd/klm]									
	0	5	15	25	35	45	55	65	75	85
OA	2990.37	2491.94	1079.97	428.46	98.30	16.07	1.06	0.52	0.40	0.35
OB	2990.37	2491.94	1079.97	428.46	98.30	16.07	1.06	0.52	0.40	0.35
OC	2990.37	2491.94	1079.97	428.46	98.30	16.07	1.06	0.52	0.40	0.35
OD	2990.37	2491.94	1079.97	428.46	98.30	16.07	1.06	0.52	0.40	0.35



H[m]	D[m]	Max lux	Med lux	Alpha=11.6°+11.6°	G=0.0
1.00	0.41	2990	1821		
2.00	0.82	748	455		
3.00	1.23	332	202		
4.00	1.64	187	114		
5.00	2.05	120	73		