

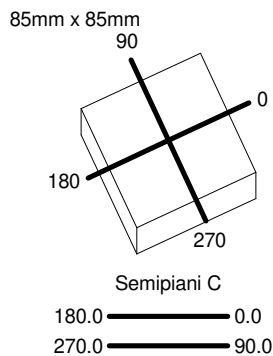
Luminaire

Code M329425_30°
Name EVERY 105 CA TR OR LED 2700K 2X14°NO/B_30°

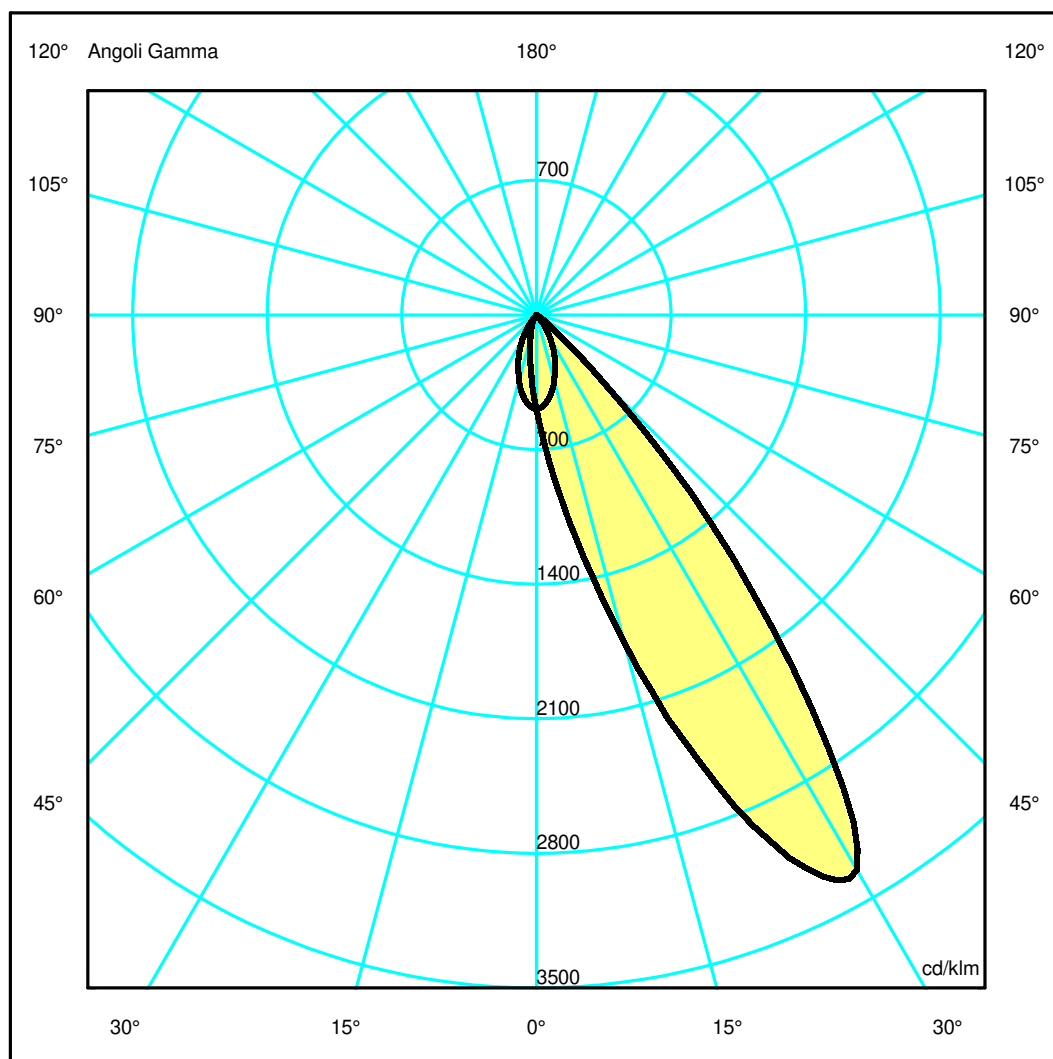
Measurement

Code FTS2400257.
Name EVERY 105 CA TR OR LED 2700K 2X14°NO/B_30°

Luminaire Flux	773 lm	Luminaire Power	10.0 W	Efficacy	77.300 lm/W	Efficiency	100.00%
Source Flux	773 lm	Maximum value	3353.63 cd/klm	Position	C=0.00 G=29.00	CG	Sym. on planes 0-180
Rectangular Luminaire		Length	85 mm	Width	85 mm	Height	130 mm
Rectangular Luminous Area		Length	80 mm	Width	80 mm	Height	0 mm
Horizontal Luminous Area		0.006400 m ²		Emitting area on Plane 180°		0.000000 m ²	
Emitting area on Plane 0°		0.000000 m ²		Emitting area on Plane 270°		0.000000 m ²	
Emitting area on Plane 90°		0.000000 m ²		Glare area at 76°		0.001548 m ²	
Coordinate system		CG		Symmetry Type		Sym. on planes 0-180	
Date		06-06-2024		Maximum Gamma Angle		180	
Measurement Distance		0.00		Measurement Flux		773 lm	
LED Flux=1474lm LED Power=10W Eff=52% EfcLed=147lm/W EfcLum=77lm/W CCT=2700K Ra=90 R9=50 SDCM=3 L70(9k)=50000h							
C.I.E.	90 100 100 100 100			D DIN 5040	A60		
F UTE	1.00 A			B NBN	BZ 1		



ULOR 0.03 %
DLOR 99.97 %
RN 0.03 %



Luminaire

Code M329425_30°
Name EVERY 105 CA TR OR LED 2700K 2X14°NO/B_30°

Measurerm.

Code FTS2400257.
Name EVERY 105 CA TR OR LED 2700K 2X14°NO/B_30°

Luminaire Flux	773 lm	Luminaire Power	10.0 W	Efficacy	77.300 lm/W	Efficiency	100.00%
Source Flux	773 lm	Maximum value	3353.63 cd/klm	Position	C=0.00 G=29.00	CG	Sym. on planes 0-180
Rectangular Luminaire		Length	85 mm	Width	85 mm	Height	130 mm
Rectangular Luminous Area		Length	80 mm	Width	80 mm	Height	0 mm
Horizontal Luminous Area		0.006400 m2		Emitting area on Plane 180°	0.000000 m2		
Emitting area on Plane 0°		0.000000 m2		Emitting area on Plane 270°	0.000000 m2		
Emitting area on Plane 90°		0.000000 m2		Glare area at 76°	0.001548 m2		
Coordinate system		CG		Symmetry Type		Sym. on planes 0-180	
Date		06-06-2024		Maximum Gamma Angle		180	
Measurement Distance		0.00		Measurement Flux		773 lm	

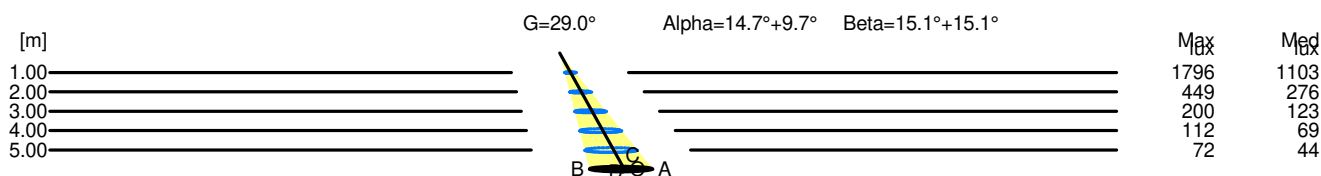
LED Flux=1474lm LED Power=10W Eff=52% EfcLed=147lm/W EfcLum=77lm/W CCT=2700K Ra=90 R9=50 SDCM=3 L70(9k)=50000h

C.I.E.	90 100 100 100 100	D DIN 5040	A60
F UTE	1.00 A	B NBN	BZ 1

Width at 50.00 % of Max Intensity

H[m]	1.00	2.00	3.00	4.00	5.00	H[m]	1.00	2.00	3.00	4.00	5.00
OA	0.25	0.49	0.74	0.99	1.24	OC	0.31	0.62	0.92	1.23	1.54
OB	0.30	0.60	0.90	1.19	1.49	OD	0.31	0.62	0.92	1.23	1.54

	Luminous Intensities [cd/klm]									
	0	5	15	25	35	45	55	65	75	85
OA	379.09	593.44	1364.99	2408.94	1924.80	364.16	29.57	1.13	0.26	0.22
OB	379.09	243.76	97.29	41.68	16.90	6.77	4.43	0.00	0.00	0.00
OC	379.09	360.61	272.28	164.40	64.05	10.62	1.69	0.73	0.49	0.28
OD	379.09	360.61	272.28	164.40	64.05	10.62	1.69	0.73	0.49	0.28



H[m]	D[m]	Max lux	Med lux	Alpha=14.7°+9.7°	G=29.0
1.00	0.55	1796	1103		
2.00	1.09	449	276		
3.00	1.64	200	123		
4.00	2.18	112	69		
5.00	2.73	72	44		

H[m]	D[m]	Max lux	Med lux	Beta=15.1°+15.1°	G=0.0
1.00	0.62	1796	1103		
2.00	1.23	449	276		
3.00	1.85	200	123		
4.00	2.46	112	69		
5.00	3.08	72	44		