

Luminaire

Code M329465_0°
Name EVERY 105 CA TR OR LED 2700K 2X14°NO/S_0°

Measurement

Code FTS2400267.
Name EVERY 105 CA TR OR LED 2700K 2X14°NO/S_0°

Luminaire Flux	773 lm	Luminaire Power	10.0 W	Efficacy	77.300 lm/W	Efficiency	100.00%
Source Flux	773 lm	Maximum value	2934.67 cd/klm	Position	C=0.00 G=0.00	CG	Rotosymmetrical
Rectangular Luminaire		Length	85 mm	Width	85 mm	Height	130 mm
Rectangular Luminous Area		Length	80 mm	Width	80 mm	Height	0 mm
Horizontal Luminous Area		0.006400 m2		Emitting area on Plane 180°		0.000000 m2	
Emitting area on Plane 0°		0.000000 m2		Emitting area on Plane 270°		0.000000 m2	
Emitting area on Plane 90°		0.000000 m2		Glare area at 76°		0.001548 m2	
Coordinate system		CG		Symmetry Type		Rotosymmetrical	
Date		06-06-2024		Maximum Gamma Angle		180	
Measurement Distance		0.00		Measurement Flux		773 lm	

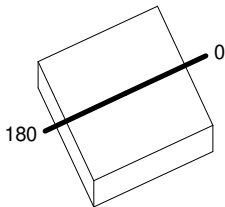
LED Flux=1474lm LED Power=10W Eff=52% EfcLed=147lm/W EfcLum=77lm/W CCT=2700K Ra=90 R9=50 SDCM=3 L70(9k)=50000h

C.I.E. 99 100 100 100 100
F UTE --

D DIN 5040
B NBN

A60
BZ 1

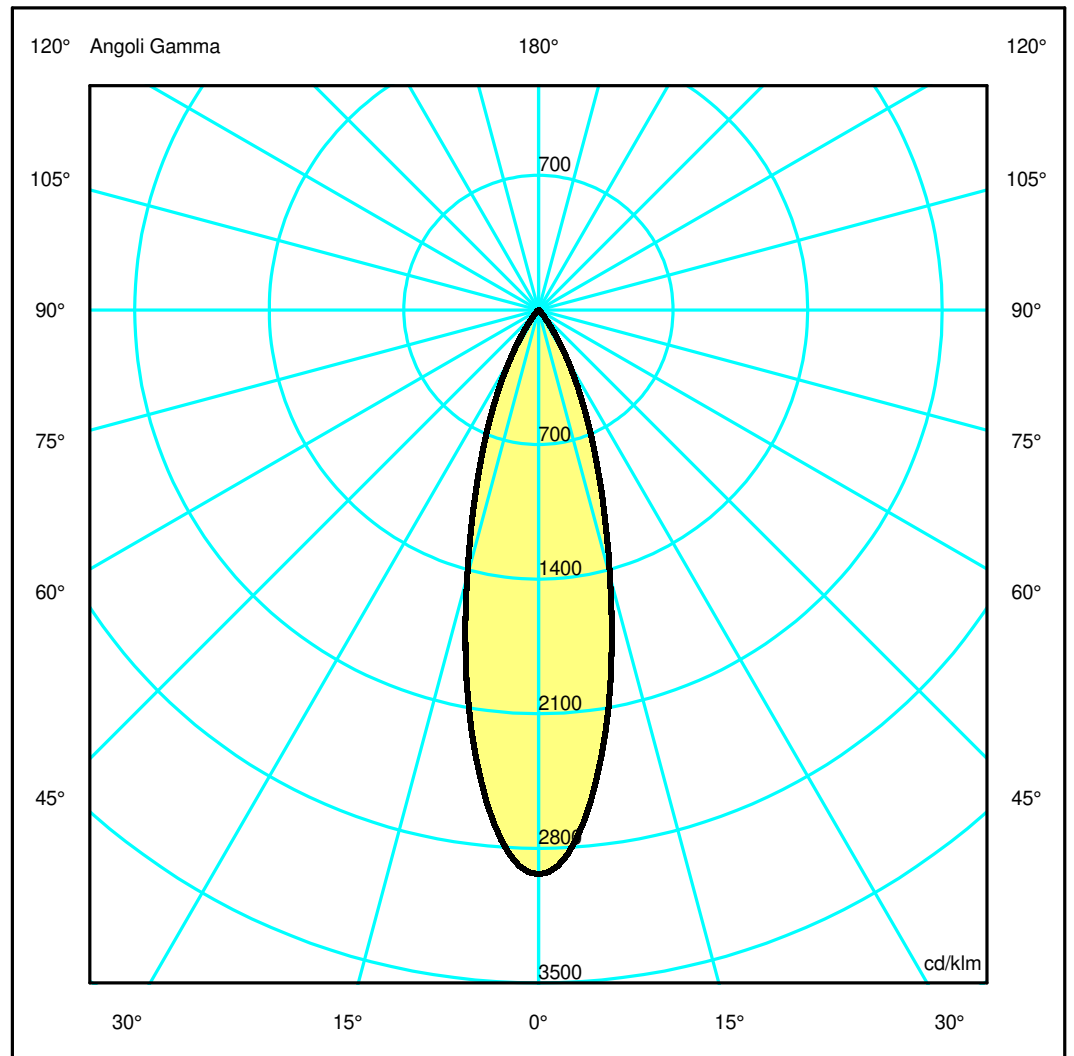
85mm x 85mm



Semipiani C

180.0 ——— 0.0

ULOR 0.00 %
DLOR100.00 %
RN 0.00 %



Luminaire

Code M329465_0°
Name EVERY 105 CA TR OR LED 2700K 2X14°NO/S_0°

Measurment.

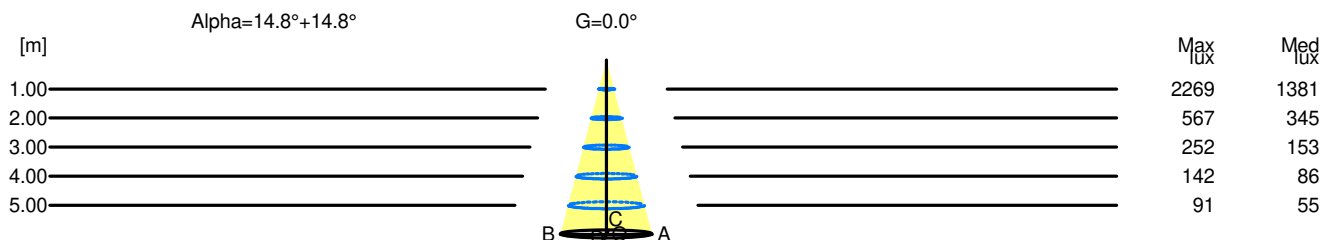
Code FTS2400267.
Name EVERY 105 CA TR OR LED 2700K 2X14°NO/S_0°

Luminaire Flux	773 lm	Luminaire Power	10.0 W	Efficacy	77.300 lm/W	Efficiency	100.00%
Source Flux	773 lm	Maximum value	2934.67 cd/klm	Position	C=0.00 G=0.00	CG	Rotosymmetrical
Rectangular Luminaire		Length	85 mm	Width	85 mm	Height	130 mm
Rectangular Luminous Area		Length	80 mm	Width	80 mm	Height	0 mm
Horizontal Luminous Area		0.006400 m2		Emitting area on Plane 180°		0.000000 m2	
Emitting area on Plane 0°		0.000000 m2		Emitting area on Plane 270°		0.000000 m2	
Emitting area on Plane 90°		0.000000 m2		Glare area at 76°		0.001548 m2	
Coordinate system		CG		Symmetry Type		Rotosymmetrical	
Date		06-06-2024		Maximum Gamma Angle		180	
Measurement Distance		0.00		Measurement Flux		773 lm	
LED Flux=1474lm LED Power=10W Eff=52% EfcLed=147lm/W EfcLum=77lm/W CCT=2700K Ra=90 R9=50 SDCM=3 L70(9k)=50000h							
C.I.E.	99	100	100	100	100	D DIN 5040	A60
F UTE	--					B NBN	BZ 1

Width at 50.00 % of Max Intensity

H[m]	1.00	2.00	3.00	4.00	5.00	H[m]	1.00	2.00	3.00	4.00	5.00
OA	0.26	0.53	0.79	1.05	1.32	OC	0.26	0.53	0.79	1.05	1.32
OB	0.26	0.53	0.79	1.05	1.32	OD	0.26	0.53	0.79	1.05	1.32

	Luminous Intensities [cd/klm]									
	0	5	15	25	35	45	55	65	75	85
OA	2268.50	2068.81	1110.49	433.21	100.43	15.52	1.19	0.59	0.47	0.39
OB	2268.50	2068.81	1110.49	433.21	100.43	15.52	1.19	0.59	0.47	0.39
OC	2268.50	2068.81	1110.49	433.21	100.43	15.52	1.19	0.59	0.47	0.39
OD	2268.50	2068.81	1110.49	433.21	100.43	15.52	1.19	0.59	0.47	0.39



H[m]	D[m]	Max lux	Med lux	Alpha=14.8°+14.8°	G=0.0
1.00	0.53	2269	1381		
2.00	1.05	567	345		
3.00	1.58	252	153		
4.00	2.11	142	86		
5.00	2.63	91	55		