

Luminaire

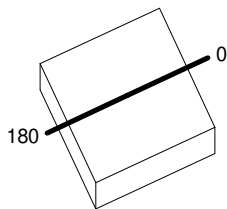
Code M329725
 Name EVERYTHING 105 QUADRATO TRIM ORIENTABILE LED 2700K FLOOD CORNICE BIANCO / DEFL. METALLIZZATO

Measurement

Code FTS1602795
 Name EVERYTHING 105 QUADRATO TRIM ORIENTABILE LED 2700K FLOOD CORNICE BIANCO / DEFL. METALLIZZATO

Luminaire Flux	674.31 lm	Luminaire Power	13.00 W	Efficacy	51.87 lm/W	Efficiency	100.00%
Sources Flux	674.31 lm	Maximum value	1723.54 cd/klm	Position	C=0.00 G=0.00	CG	Rotosymmetrical
Rectangular Luminaire Round Luminous Area	Length Diam.	105 mm 50 mm	Width Height	105 mm 0 mm	Height	115 mm	
Horizontal Luminous Area Emitting area on Plane 0° Emitting area on Plane 90°	0.001963 m2 0.000000 m2 0.000000 m2	Emitting area on Plane 180° Emitting area on Plane 270° Glare area at 76°	0.000000 m2 0.000000 m2 0.000475 m2				
Coordinate system	CG	Symmetry Type	Rotosymmetrical				
Date	06-07-2015	Maximum Gamma Angle	180				
Measurement Distance	0.00	Measurement Flux	674.31 lm				
LED Flux=1330lm LED Power=13W Eff=50,7% EfcLed=102lm/W EfcLum=52lm/W Ra=90 SDCM=3 L70(6K)=50000h							
C.I.E.	95 100 100 100 100	D DIN 5040	A60				
F UTE	1.00 A	B NBN	BZ 1				

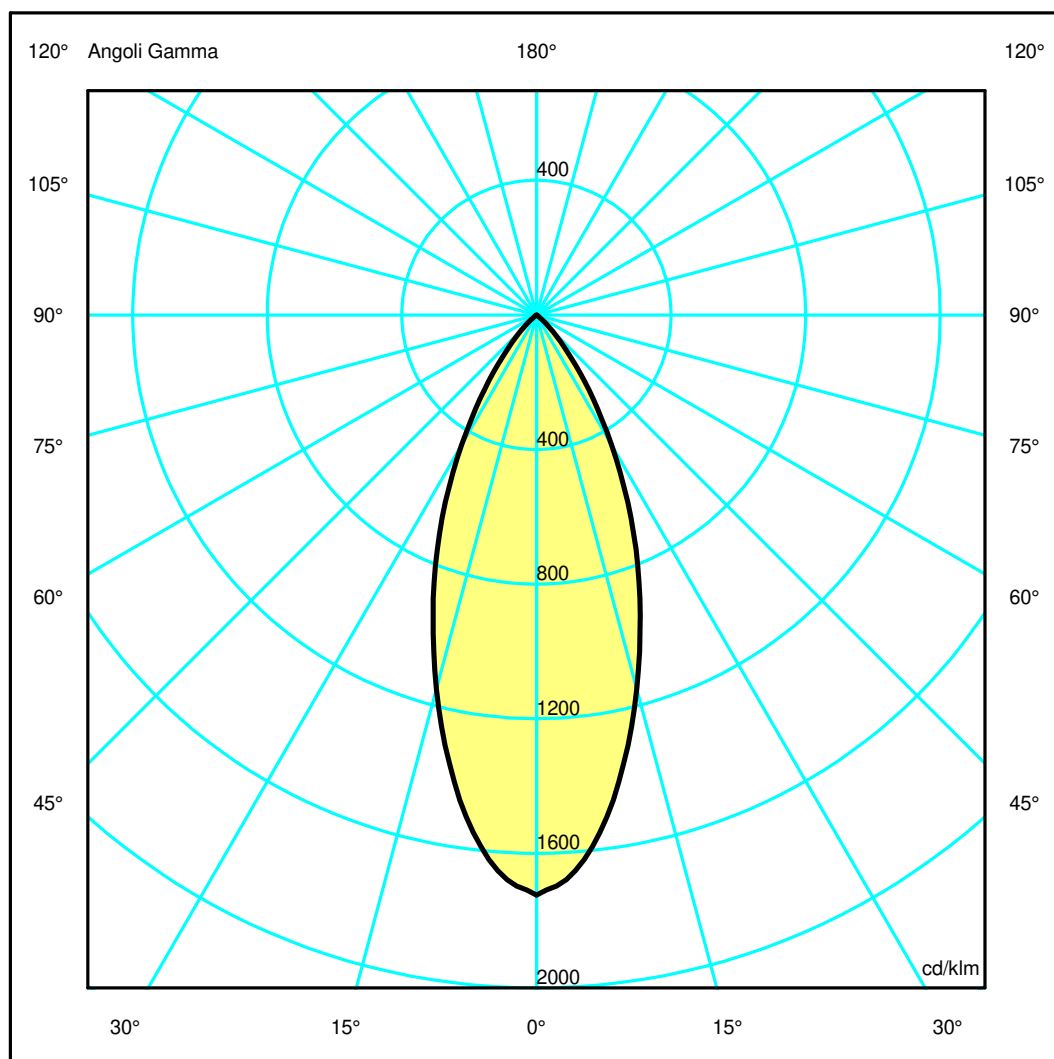
105mm x 105mm



Semipiani C

180.0 ——— 0.0

ULOR 0.00 %
 DLOR 100.00 %
 RN 0.00 %



Luminaire

Code M329725
 Name EVERYTHING 105 QUADRATO TRIM ORIENTABILE LED 2700K FLOOD CORNICE BIANCO / DEFL. METALLIZZATO

Measurement

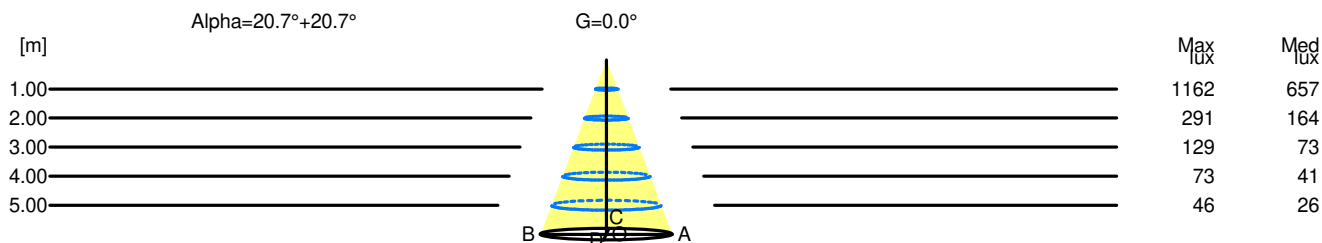
Code FTS1602795
 Name EVERYTHING 105 QUADRATO TRIM ORIENTABILE LED 2700K FLOOD CORNICE BIANCO / DEFL. METALLIZZATO

Luminaire Flux	674.31 lm	Luminaire Power	13.00 W	Efficacy	51.87 lm/W	Efficiency	100.00%
Sources Flux	674.31 lm	Maximum value	1723.54 cd/klm	Position	C=0.00 G=0.00	CG	Rotosymmetrical
Rectangular Luminaire Round Luminous Area	Length Diam.	105 mm 50 mm	Width Height	105 mm 0 mm	Height	115 mm	
Horizontal Luminous Area Emitting area on Plane 0° Emitting area on Plane 90°	0.001963 m2 0.000000 m2 0.000000 m2	Emitting area on Plane 180° Emitting area on Plane 270° Glare area at 76°	0.000000 m2 0.000000 m2 0.000475 m2				
Coordinate system Date Measurement Distance	CG 06-07-2015 0.00	Symmetry Type Maximum Gamma Angle Measurement Flux	Rotosymmetrical 180 674.31 lm				
LED Flux=1330lm LED Power=13W Eff=50,7% EfcLed=102lm/W EfcLum=52lm/W Ra=90 SDCM=3 L70(6K)=50000h							
C.I.E. F UTE	95 100 100 100 100 1.00 A	D DIN 5040 B NBN	A60 BZ 1				

Width at 50.00 % of Max Intensity

H[m]	1.00	2.00	3.00	4.00	5.00	H[m]	1.00	2.00	3.00	4.00	5.00
OA	0.38	0.76	1.14	1.51	1.89	OC	0.38	0.76	1.14	1.51	1.89
OB	0.38	0.76	1.14	1.51	1.89	OD	0.38	0.76	1.14	1.51	1.89

	Luminous Intensities [cd/klm]									
	0	5	15	25	35	45	55	65	75	85
OA	1162.20	1095.13	775.52	447.93	181.71	44.78	2.42	0.50	0.34	0.25
OB	1162.20	1095.13	775.52	447.93	181.71	44.78	2.42	0.50	0.34	0.25
OC	1162.20	1095.13	775.52	447.93	181.71	44.78	2.42	0.50	0.34	0.25
OD	1162.20	1095.13	775.52	447.93	181.71	44.78	2.42	0.50	0.34	0.25



H[m]	D[m]	Max lux	Med lux	Alpha=20.7°+20.7°	G=0.0
1.00	0.76	1162	657		
2.00	1.51	291	164		
3.00	2.27	129	73		
4.00	3.03	73	41		
5.00	3.79	46	26		